

April 2023

Mt. Hood
Quilt
Guild



News from the Hood

Next Meeting April

Mountainview Christian Church and on Zoom
7:00 - 9:00 pm

Check in begins at 6:30 at the Membership Table

President's Message



Here's a **BIG THANK YOU** to everyone who helped to make National Quilt Day a success. We had so much fun, sewing and socializing with each other. I had a memory pop up on Facebook the other day, the first year we gathered, as a guild, for National Quilt Day. It was 2018, we had 12 attendees! Plus, I took a goofy, fuzzy selfie when we ate our lunch! This year we had 44 people join in the fun!

Being part of our guild has been an enriching experience that I've enjoyed sharing with so many of you. I look forward to more activities, get togethers, and sew days. We need more of those!

Susan Ainsworth Smith
President



**FREE QUILT
PATTERN**

OFFICERS & COORDINATORS

President:

Susan Ainsworth Smith 503-577-1434
president@mthoodquiltguild.com

Vice President co-chairs:

Julie Hale 503-758-6869
Debbie Stoffer 503-730-3818
vicepresident@mthoodquiltguild.com

Treasurer:

Donna Taylor 503-720-7439
treasurer@mthoodquiltguild.com

Secretary:

Denise Bush 503-477-0253
secretary@mthoodquiltguild.com

Membership Chair:

Barbara Junor 503-704-9608
membership@mthoodquiltguild.com

Community Outreach Coordinator:

Delleen Kompkoff 503-575-8327
communityoutreach@mthoodquiltguild.com

Small Group Coordinator:

Debbie Johnsen
smallgroups@mthoodquiltguild.com

Challenge Coordinator:

Lori Oathes 503-329-1707
challengecoordinator@mthoodquiltguild.com

Newsletter Editor:

MHQG Board
newsletter@mthoodquiltguild.com

Web Editor:

Debra O'Donnell 503-504-2354
website@mthoodquiltguild.com

Quilt Show Committee Chair:
Shirley Workman 503-659-3517
quiltshow@mthoodquiltguild.com

AdHoc Chair:

Marie Anderson 503-481-5117
Adhoc@mthoodquiltguild.com

Vice President's Message

APRIL SPEAKER



On April 6th, Quiltfolk will be visiting the Mt Hood Quilt Guild meeting to talk about the history and conception of Quiltfolk magazine, the type of content we feature in our publication and how it serves the quilting community. We'll also be discussing some upcoming product releases, web specials and workshops

Quiltfolk has grown significantly, in addition to publishing the monthly advertising free magazine. We are excited to have them back and hope you enjoy the program.



Message from Membership

The March meeting welcomed in person 93 members, and 16 members on zoom. There were also 2 visitors. Make sure you get your Raffle tickets. You get one for showing up, one for wearing your name tag and the third if you know the secret word. The secret word is somewhere in the newsletter.



BOARD MEETINGS

All guild members are encouraged to join in the guild board meetings!

The meetings are the Thursday 2 weeks prior to the general meetings at 6:30PM.

Next meeting will be on Zoom

If you are interested in reading the minutes of the meetings they are located on the Members' page of the website.

[Click here](#) to read.

Contact any board member for information.

Show and Share

Guess What? When you share your quilt and a little bit about your process in making it with fellow guild members at our meetings, it not only makes you feel good about what you have created...you are also helping the viewers by inspiring them and perhaps encouraging them to try new techniques, patterns and color combinations possibly stepping out of their comfort zone which make us all feel good!

Click here to go to the [Show and Share](#) page on the website


April Birthdays

- 4/3 Nancy Pettit
- 4/7 Cindy Carrier
- 4/7 Liz Prom
- 4/8 Suzi Grunau
- 4/10 Linda Harmon
- 4/13 Kristi Howatt
- 4/14 Kaye Hill
- 4/16 April Carr
- 4/17 Tracy Jo Nygard
- 4/17 Nancy Seltzer
- 4/18 Christie Curtz
- 4/19 KristiVillani
- 4/19 Shelley Williams
- 4/20 Robin Lock
- 4/20 Beverly Lombardo
- 4/20 MichelleMonson
- 4/21 Pam Goertzen
- 4/25 ShirleyWorkman
- 4/26 Kathleen Ellis
- 4/26 Wendy Sternberg

✓ at the meeting:

TO-DO

- BUY UFO TICKETS
- DROP OFF BLOCK OF THE MONTH
- CHECK OUT THE FREE TABLE
- BUY SOME FABRIC
- SHOW AND SHARE
- STITCHING COMFORT
DROP OFF QUILT & PICK UP KIT



Treasurer's Report February 28, 2023



Opening Balance Credit Union	\$ 30,463.40
Petty Cash	234.97
Total Beginning Balance	<u>\$ 30,698.37</u>

Income

Fabric Sales	60.66
Amazon Smile	25.84
Interest income	1.59
Dues & Guest Fees	240.00
Class registrations	<u>175.00</u>

Total Income \$ 503.09

Expenses

Computer & internet expenses	9.23
Challenge Quilt Prizes	137.76
Teacher Fee	175.00
Fed Tax 990 Fees	40.00
Membership expenses	59.98
Speaker Fees	<u>409.90</u>

Total Expenses \$ 831.87

Current MHQG Balance \$ 30,369.59

Less Restricted Funds
Charitable activity 5,409.66

Net Balance Unrestricted Funds \$ 24,959.93

FABRIC FINDS



Donated fabric available for sale as
Guild Fundraiser

ALTERNATE MONTHS: SALES FROM SKIP A WEEK

APRIL BLOCK OF THE MONTH- WONKY CHURN DASH



This month we are taking a classic block, and making it wonky. We will be using **Bright florals** to chase away the gray skies we've been seeing for weeks. This block is a bit different because you get to use your creative skills to customize your block, and no two will be the same. Don't be afraid to experiment with your block. It is only fabric, and you may just look at blocks in a different light after you see how you can change them up. See our **FREE** pattern for this Block Of the Month (BOM) on the guild's website under the [Project Of the Month](#) section. Let me know if you have any questions. ChallengeCoordinator@MtHoodQuiltGuild.com

The Project Of the Month section is password protected because some designers have given permission for guild member use. Password is **Thread2023**.




What is the Block Of the Month or "BOM"?

Each month the Guild provides a specific free pattern as a challenge for interested guild members to make. Most blocks have a skill to learn or practice to keep our skills sharp. The block(s) are then made and brought to the meeting to turn in for a drawing. The blocks are displayed to inspire all members. One raffle ticket is given for each block turned in- and you can make more than one for more chances to win! A drawing is done for those who turned in blocks and the winner gets all the blocks! Sometimes when there is a large amount of blocks submitted, there may be more than one winner!

Give it a try- It is fun to finish a quick project, and you may just win the blocks !





2023 Mt. Hood Quilt Guild UFO Challenge

IT'S BACK!!! Dig out your UnFinished Objects for chances to win!

The UFO project challenge is a fundraiser where 50% of the funds go directly to the Guild, and the remaining 50% will be used for cash prizes for the winners.



HOW IT WORKS:

- 1) Buy in for \$10 (cash/card/check). Buy-in starts at March meeting.
- 2) Each \$10 give you up to 5 chances to win.
- 3) Complete previously started projects, then show your finished projects at guild meetings starting in March. You get a drawing entry for each finished project up to 5. (You keep projects)
- 4) **Drawing will be at the September meeting after the Show & Share.**
 - a) First prize wins 1/2 prize money.
 - b) Second prize wins 1/2 of remaining prize money.
 - c) Third prize wins remaining prize money less \$10.
 - d) Fourth prize wins \$10

Example: \$400, Prize pool = \$200, 1st =100, 2nd=\$50, 3rd=\$40, 4th=\$10

And there will be a few fun surprises along the way





GUIDELINES:

- 1) Finished quilts must be pieced, quilted and bound. Labels encouraged.
- 2) Must be completed between February 2023 and September 2023.
(Honor system: No previously completed quilts please)
- 3) Minimum size is 36x48" or equivalent.
- 4) Buy-in as many times as you like throughout the challenge.

So go through those old boxes, bags and drawers to DIG OUT THOSE UFOs,
AND **LET'S GET SEWING !!!**

Questions? Contact Lori Oathes @ ChallengeCoordinator@MtHoodQuiltGuild.com or 503-329-1707



Thank
You!



Stitching Comfort Community Outreach

Barb J
Barbara H
Barbara P
Charyl R
Cyndy
Debbie H
Debbie J
Denise
Donna T
Doreen
Eileen
Jackie
Jacquie
Jan S
Jana
Karen S
Kathy E
Linda GS
Mary N
Maureen
Melva
Michelle B
Robin L
Sharon
Shirley W
Tricia

These people dropped off quilts, picked up kits, sewed bindings, and quilted for us last month.

As more people make tops, we are still looking for more domestic quilters to help us.



THANKS

These people helped out during our panel discussion and free sew at last month's social event.

Andi H
Bev L
Deb O
Jean L
Kathy E
Linda M
Michelle B
Raye Ann
Shirley W

TRY THIS


Try sewing your random strips into blocks like this



You have helped us deliver over 150 quilts in the last 3 months.

FREE PATTERN

PICTURE FRAMES QUILT



This fast quilt pattern has options for four sizes.....all of them would be great for kid quilts from your stash.

<https://azblankets4kids.com/wp-content/uploads/2018/05/Picture-Frames-Quilt-Infant-to-Teen.pdf>

MT. HOOD QUILT GUILD SMALL GROUPS

Small Group Coordinator:
Debbie Johnsen
smallgroups@mthoodquiltguild.com

HANDWORK GROUP

New small group forming in the Estacada area

Tuesdays or Fridays 10 - 3

I can accommodate 4-7 people

Tables, power cords, iron & ironing board
provided. Kitchen for lunches

Bring your handwork, piecework,
knitting. This group will develop over time, the
goal is to create a social setting for handwork.

Contact: Eileen McCloskey

503-860-6026, please

leave a message with a call back number.

HANDWORK STITCHING

Meets 2nd Wednesday at Wendy Sternberg's home

Call or email for more info. Vaccinations required.

Wendy Sternberg - 503-853-5595

wendycsternberg@gmail.com

No openings

WEDNESDAY SEWCIAL CLUB

Meets every Wednesday evening

Contact: Debbie Johnsen

Debbie.johnsen@yahoo.com

503.680.6494

No openings

SEW HAPPY

Meets 4th Monday 10-3

Contact: Laura Rom

puma01.laura@gmail.com

971.244.2304

No openings

THE GRATEFUL THREAD

Machine Embroidery Group

Meets 3rd Thursday 9 am to noon

via Zoom, link below

9:00 a.m. to 12:00 p.m.

Contact: Carol Sandberg

503-318-7944

quiltmama050705@gmail.com

Join Zoom Meeting

[https://us02web.zoom.us/j/89972089858?
pwd=TGFwVWlHYklNRmtDZ2JSUWpYi9ZQT09](https://us02web.zoom.us/j/89972089858?pwd=TGFwVWlHYklNRmtDZ2JSUWpYi9ZQT09)

Meeting ID: 899 7208 9858

Passcode: 297507

MYSTERY MAVENS

Meets 1st Monday 10-5

First Baptist Church Gresham

224 Powell Blvd., Gresham, OR 97030

Contact: Terry Knott

quilting00@aol.com

503.804.6367

OPEN SEW

Meets 1st Sunday from 10-3 via Zoom

[https://us02web.zoom.us/j/82093838229?
pwd=S0VWZ3V1Y1BYCjk0eVJObm5Fblk0dz09](https://us02web.zoom.us/j/82093838229?pwd=S0VWZ3V1Y1BYCjk0eVJObm5Fblk0dz09)

Meeting ID: 820 9383 8229

Passcode: 402217

Contact: Linda Danley 360-721-3016

MEETING NOTES

Mar 2, 2023 Member meeting minutes

MHQQ

Meeting started at 7:00 by Susan Ainsworth-Smith

Garfield skip a week fabric sales were present and there was a free table

Members Present: in person 93; on zoom 16; new members 7; guest 1 - total present 117

Community Outreach was at the back table with kits for sewing and binding as well as kits for domestic and LA quilting.

Speaker Marie Anderson spoke on the methods she uses to make T-shirt quilts. She uses 4 different blender fabrics that coordinate with the T-shirt colors. Suggests that you cut no closer than 1 ½ inches to the logo. If you have jerseys, treat them just as you would a T-shirt. The stabilizer she uses is SF 101 Shapeflex - fusible. This will keep the T-shirts from stretching.

Marie has her book on T-shirt quilts for sale on Amazon for either download or paperback. and will be giving a class on T-shirt quilts.

BOM was a floating churn dash in black and white. 51 blocks were turned in. The winners of the blocks were: Denise Bush and Susan Ball. Next month's BOM will be a wonky churn dash.

Lori introduced the UFO Challenge as a guild fundraiser. \$10.00 to buy in and you get 5 chances. Half of the money goes to the guild and the other half to the winner. There will be 6 months (up to the September meeting) to finish your UFO's. The minimum size is 36 x 48.

Break

Announcements: National quilting day will be 3/18/23 at Mountainview Church.

Linda and Jana will demonstrate paper piecing.

Eileen McClockey will give a lesson on make and take fabric postcards.

There will be a panel discussion with active quilters for Community Outreach.

There will be a table with fabric sales and there will also be a table with free items.

Tables, chairs, cords, irons/ironing boards will be provided.

Debbie Johnsen will be the new Small Groups coordinator

Shirley Workman will be heading up the summer sale and is needing volunteers to help

Birthday winner was Pam Hutcheson who received a gift certificate to My Quilting Loft.

Show and share: Many brought their T-shirt quilts to share.

Susan ended the meeting at 8:52

Denise Bush


MHQQ Secretary





OUR JUST FUTURE

Formerly known as

 HumanSolutions

DONATE NEW ITEMS TO EMERGENCY SHELTERS

We'll accept some gently used items in certain situations. Contact volunteer@ourjustfuture.org or (971) 806-7759 for more info.



CLOTHING Undergarments, Pajamas & Outerwear

DIAPERS & WIPES

BED LINENS Sized for Cots, Twin, Full & Queen

HYGIENE ITEMS Dental Care, Hair Care & Lotion

PET SUPPLIES Food, Toys, Bowls, Collars & Cleaner

 **OUR JUST FUTURE**

At each guild meeting, Susan will have her red wagon available for your donations to Our Just Future. Items are delivered to the Women's Shelter. They will disperse items to the Lilac Family Shelter as appropriate.



BOTTLE DROP

Current Balance \$121.54



Please remember to remove your remaining free items at the end of the meeting!!

SUPPORT OUR BUSINESS MEMBERS

Craft Warehouse

Gresham Station Shopping Center
687 NW 12th St, Gresham, OR 97030
503-907-3137
www.craftwarehouse.com Facebook

Feather Your Nest Quilt Store

Kris and Abbi Howatt
130 N. Main Gresham, OR 97030
971-220-0936
FeatheredNest97030@gmail.com
featheryournestquiltstore.com
etsy.com/shop/FeatheredNest97030

Heidi's Garden Quilting

Heidi Oliver
16474 Swan Ave, Oregon City, OR 97045
503-421-4327
jrtluv@comcast.net
heidisgardenquilting.com
Facebook

Kelly Creek Studio

Longarm Machine Quilting Service
Susan Ainsworth Smith,
503-577-1434
sainsworthquilts@gmail.com
Facebook & Instagram

Loli's Dream Quilting

Linda Mosher
lmosher1234@gmail.com

Marie's Custom Quilting

Marie Anderson
59 NE 3rd St, Gresham, OR 97030
503-481-5117
marieandersono@hotmail.com
mariescustomquilting.com
Facebook

Moravec Family Quilting

Jeanette Moravec
5288 SE El Centro Way, Milwaukie, OR 97267
(319) 427-0138
moravecfamilyquilting@outlook.com

My Quilting Loft

Kristi Villani
253 E Historic Columbia River Hwy, Troutdale, OR 97060
971-231-5638,
kristi@myquiltingloft.com
myquiltingloft.com
Facebook, Community Facebook Group

Nine Patch Quilting

Nancy Goldsworthy
503-256-0746
ninepatchquilting@comcast.net
www.ninepatchquilting.com

Save Stores

1900 McLoughlin Blvd, Oregon City, OR
503-655-4414
6701 SE Foster Rd, Portland OR
503-775-7283
savestores.com
Facebook

Shepherd's Garden Quilting

Rebecca Tellez
775 NE 9th St, Gresham, OR 97030
503-888-3415
rebecca@shepherdsquilt.com
shepherdsquilt.com
Facebook

Women-SEW Global Foundation

LaVerne Lewis
3604 SE Powell Valley Rd #324
Gresham, OR 97080
503-674-2574
lavernel@womensewglobalfoundation.org
womensewglobalfoundation.org
Facebook

Secret
Word!



SPRING
LOADED
SCISSORS

