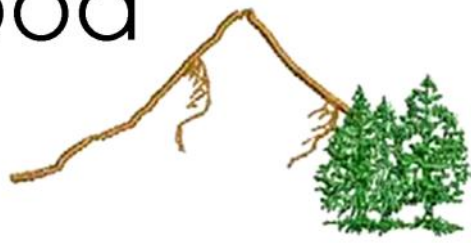


Mt. Hood Quilt Guild



News from the Hood

August 2020

Next meeting: Our August 11th meeting will be online—we'll email a link when it's ready to view!

President's Message

Greetings! As we continue our new normal, I hope you are all well, doing what you can to stay safe and continuing to quilt. I'm sure that without quilting things would be a lot bleaker around my house. Talking about around my house...take up the [Quilts Around My House Challenge on our Facebook page](#). I'm getting to the last room with quilts and may have to dig into my closets to keep going. Although I do have a stack of quilts I just bound and may post them before storing.

I think our last virtual guild meeting was an improvement but we still have a way to go... always learning something new. I really enjoyed Arden's video on binding quilts. That flange presser foot she used is a game changer and I'll have to get one. I machine bind my charity quilts but hand sew others to the back. I like hand work and it gives me something to do while I watch T.V. with my husband at night. I'm not sure why he needs me next to him but he does.

I forgot to introduce Dottie Miller and Linda Gaudette-Sigel on the video meeting and I apologize to you all. They have a little bio in this newsletter so you can all get to know them. I am thrilled to have them on the board with me. Linda and I have known each other for quite a while since we both worked at Gresham Barlow School District. Like you I am meeting Dottie virtually and know she will be a true asset to our guild. Remember to send in your membership dues. We are hoping to have some international quilters contributing to our Zoom meetings in the future. Don't hesitate to let me know what you need or how you can lend a hand. I'll be seeing you on Zoom soon.

- Wendy Sternberg, President



OFFICERS & COORDINATORS

President:

Wendy Sternberg 503-853-5595
president@mthoodquiltguild.com

Vice President:

Dottie Miller 503-658-1852
vicepresident
@mthoodquiltguild.com

Treasurer:

Laura Rom 971-244-2305
treasurer@mthoodquiltguild.com

Secretary:

Linda Gaudette-Sigel 503-704-7672
secretary@mthoodquiltguild.com

Membership Chair:

Debra O'Donnell 503-504-2354
membership@mthoodquiltguild.com

Charity Quilt Coordinator:

Delleen Kompkoff 503-575-8327
communityoutreach
@mthoodquiltguild.com

Small Group Coordinator:

Susan Ainsworth Smith
503-577-1434
smallgroups@mthoodquiltguild.com

Challenge Coordinator:

Lori Oathes 503-329-1707
challengecoordinator
@mthoodquiltguild.com

Newsletter & Web Editor:

Staci Wendland 503-319-2860
newsletter@mthoodquiltguild.com
website@mthoodquiltguild.com

Quilt Show Chairs:

Pat Miles 503-252-2727
Pat Curtis 503-953-5170
quiltshow@mthoodquiltguild.com

Retreat Coordinators:

Barbara Belgrave 503-421-8496
retreats@mthoodquiltguild.com

Open Sew Coordinator:

Susan Ainsworth Smith
503-577-1434
opensew@mthoodquiltguild.com

Vice President's Message

MHQG is excited to bring to you two local ladies who love to quilt and share what they have learned. Check out the links after the Virtual Guild Meeting in August for a Mini Quilt Trunk Show by Suzi Grunau and Kim Carroll.

Stay tuned as we venture into the fall with new speakers from around the nation and possibly the world. So many new ideas!!!

- Dottie Miller, Vice President

Our thanks to our outgoing Vice President Linda Shaull and outgoing Secretary Ann Marie Rears. We appreciate the time they've given to the guild!



We're pleased to introduce our newly-elected Vice President Dottie Miller and Secretary Linda Gaudette-Sigel!



My name is Dottie Miller. I have been quilting as a hobby for 20 years. I love to sew and learn about different techniques and challenges. I am so excited to share with you lots of ideas and bring to you interesting quilters from around the US. This is going to be fun!!

Hi, My name is Linda Gaudette-Sigel but most people call me Linda G-S or LGS. I made my first quilt in High School- a lime green/yellow/pink Sunbonnet Sue (hey it was the 70's- it was really "in"). That quilt is long gone. Fast forward about 20 years and I started quilting again. Small little projects when my kids were napping. Then I started working at Hogan Cedars Elementary (14 years ago!) I was working in the company of Delleen. She was instrumental in leading me farther down the quilting path (my Dad would call her a "bad influence"- haha- good trouble is what she really is!). My mom was also a quilter and I am fortunate to have several quilts made by her before she lost her vision. I like a variety of quilting styles and techniques and currently am really diving into FPP. I've been retired for a couple of years after 38 years of working with kids and families in private & public agencies and public schools. When I'm not quilting I'm reading, kayaking, walking, knitting, traveling (or planning trips), needle felting, volunteering, and occasionally watercolor painting and always enjoying my family. As some volunteer opportunities ended I'm looking at new opportunities so I am looking forward to the secretary position.



Mt. Hood Quilt Guild Minutes

July 14, 2020 VIRTUAL MEETING– Tips and Treasures

President Wendy Sternberg greeted members with a rundown of the video guild meeting which will include several videos including member Arden Shelton's talk on bindings and a collection of some personal sewing spaces put together by Becky Caputo and links to Berkeley Museum Show of Rosie Lee Thompkins Show and Sisters Outdoor Quilt Show

She also talked about our online election which will be in a separate email. Also membership renewal will be online or by postal mail. And she talked about the challenge she posted on our Facebook group to post pictures of quilts around our homes. Numerous members have already joined in the challenge.

Wendy mentioned that in the video tonight Board Members would be giving tips and showing personal treasures. Wendy's tip was a demonstration of how to do corners of bindings and her treasure is a doll quilt made by her Nana. She then drew the monthly Birthday drawing. This month's winner is Kim Simmons.

Membership Committee Chair Debbie O'Donnell was happy to see that many members had already renewed and we even had a one new member. Debbie gave a description of the process to do online renewal & payment or by printing off the renewal page and sending a check in the mail. Debbie did not have a tip ready but she showed an example of a quilt that she did using Steam-a-seam². When the instructions say to press using a lot of steam it is best done just as indicated as she didn't and hers started to come undone as she was working with it.

Treasurer Laura Rom had a request of everyone. She realized that most people probably licked their envelopes when sealing them and now she was opening them and she felt uncomfortable in this age of the virus. She asked that when mailing in your membership renewal if you weren't using a self-sealing envelope or tape that you use a sponge to wet the adhesive and mark your envelope with SWAS- sealed with a sponge. Laura's treasure is about 100 2.5" squares in pale pink and pale cream corset fabric given to her by her sister-in-law. She is looking for ideas on how to use them. Since she didn't have a tip she showed her second treasure of a small pig that stays in her sewing room.

Retreat Coordinator Barbara Belgrave talked about the virtual retreat and mentioned that all members who paid a deposit for the regular retreat should have already received your refund. If not, they should contact her or Laura. The newsletter has all the details of the upcoming virtual retreat on October 1-4. Members need to make sure their membership has been renewed prior to signing up for the retreat. There will be a detailed email sent out about the middle of September and retreaters will need to pick up supply packets on September 26 at the church. There will also be a test to make sure everyone can connect successfully to Zoom. Barbara's tip is to make sure that you close your rotary cutter. A sewing group friend didn't do this and the cutter fell off the table and cut her foot. Her treasure is a 'pink' mouse & cheese pin cushion from a prior retreat that she put onto a large mouse trap.

Susan Ainsworth Smith is letting everyone know that the Stash Shuffle is on hold for now. Any monies paid in for tables will be refunded. Her treasure is macaroni soup can made many years ago by her daughter Camille and given to Sue's dad. Since he died in 2012, it now sits on Sue's desk.

Lori Oathes, Block of the Month Coordinator, revealed the second part of last month's two part project. This month expands on skills we have previously acquired. It is a quilted gift bag. The pattern will be posted on the web site. Her tip is to "measure twice, and cut once" as she didn't do that on this project and then needed to piece fabric together to finish her bag. And she asks that members post their projects on Facebook and share. Her treasure is a neck pillow made by a friend. This treasure has been especially important to her now as she works from home and it helps support her back. Lori also reminded everyone to renew their membership so the guild will have funds to bring in nationally known speakers.

Mt. Hood Quilt Guild Minutes

July 14, 2020 VIRTUAL MEETING (continued)

Delleen Kompkoff, Community Outreach, thanked all helpers who assisted in getting tops, kits, etc. delivered out to quilters to get worked on during the pandemic. Over 50 quilt tops have been passed on to others to finish. She also noted that she would be at the Guild fabric sale July 22nd to collect food bags, masks, and any other donations. She also made a point to say that Human Solutions and other schools and agencies are looking for mask donations. Contact Susan Ainsworth Smith about dropping off donated masks. She also was reminded recently by Susan Schmidt from Quilts Beyond Borders that the Navaho Nation will be having a huge drive in September. Quilts Beyond Borders has an annual Holiday Delivery that distributes quilts to daycare centers, rest homes, and elders. Quilts can be any size and done for kids or adults, but need to be finished and bound. Questions can be directed to Delleen or you can go to the Quilts Beyond Borders website: <https://quiltsbeyondborders.wordpress.com/2020/06/03/from-the-northwest-and-beyond-navajo-nation-holiday-delivery/>

Delleen also spoke about Quilts Beyond Borders having a monthly Fat Quarter Challenge. Anyone who donates quilts made from fat quarters gets their name entered into a drawing for a \$25 coupon. Last year, Delleen used her winnings to buy rotary blades and a charm pack.

Another opportunity. Liz Sheeley is sewing medical gowns for staff of Parkview Christian Retirement Center. They allow us to use their facility for monthly Open Sew without any fee. They are looking for about 15 gowns. There is a YouTube video and pattern available at this link: <https://www.uhsinc.com/wp-content/uploads/2020/04/DIY-Medical-Gown-Pattern.pdf>. It is a very simple pattern that takes about 30-40 minutes once you understand the lesson.

Delleen then moved on to voting for our Board Members. Two wonderful volunteers have stepped forward. Dottie Miller and Linda Gaudette-Sigel have volunteered for the Vice-President and Secretary, respectively. They have offered their skills to help plan guild meeting and their quilting knowledge. An email was to follow soon. Voting is encouraged as it is a way to hear from members and find out what it is that you think. Delleen's tip is to use a charm pack to make quick and easy 4 patches. Her treasure is several partially finished flannel quilts given to her. With seam allowances not accurate, her first thought was to beat it into submission but she sliced and diced it instead. The smaller, more manageable pieces got some added Minky and it ended up being one of the softest quilts Delleen has seen in a long time. Delleen tip is all about deconstructing and reconstructing items given to us that someone tried but didn't work. She said this provides a good learning opportunity.

Becky Caputo has been organizing the fabric sale for the Guild in her back yard on July 22nd. It is also a drop off and pick up point for all the things that are normally along the back tables at our guild meetings. And she talked about the video she put together of members sewing areas. If other members are interested in submitting photos or videos of their sewing areas, please submit them to Becky to be included in future videos. Her tip is to always use more pins than what you think is necessary. Pins are easier to take out than seams. Her treasure is a pin cushion bathtub made for her by a co-worker that she thought didn't like her.

As our speaker, Arden Shelton gave an informative demonstration on cutting and sewing binding.

Prior to doing the Show and Share, Staci Wendland gave her tips and treasures. Her tip is, if you are going to start anything, read all the instructions first. In looking for a special treasure that someone made for her, she realized that her sewing room is her treasure since her husband changed everything about the room, shelving, flooring, etc. Then she thanked everyone for submitting photos for Show and Share. Staci also highly recommended checking out our Facebook group for the Guild as there are many photos shared there. She then showed pictures of the many quilts members have finished.

Wendy signed off the meeting by asking all members to stay in touch and share any ideas they have.

Respectfully submitted by Ann Marie Rears

Message from Membership

Welcome to those who recently joined our community of quilters! Even as we social distance and hold our meetings online, MHQG invites all skill levels and quilting interests. We're dedicated to providing a place where you can share your knowledge and talent, improve your skills, and learn new things. We hope you'll meet some new friends and grow in your love of quilting.

Thank you so very much to everyone who has taken a moment to renew your membership. We have 55 renewals in so far. Yahoo!

The deadline for renewal (to maintain standing as a member, receive emails, and have access to the Members' Area of our website) is **September 8th**.

*♥ *♥ *If you haven't yet renewed for 2020-2021 please follow these instructions:

First, you would just need to decide if you want to pay by mailing a check or via PayPal online. Checks would be preferable to the guild as we don't have to pay any processing fees. To pay by check you would go to our website and [click on the About page](#) from the menu. At the bottom there is a form that you can download, print, fill out and mail with a check to the post office box address on the form. The address is PO box 2376 Gresham Oregon 97030. This form is here: <http://www.mthoodquiltguild.org/about>. The form is also on the last page of this newsletter.

The second method would be to use your PayPal account. Laura Rom, our treasurer, wants everyone to rest assured that this is a very reliable, secure and trustworthy method of payment. You need to have a PayPal account or set up a PayPal account at this time to use this method. For this method, go to the Menu on the website that says '[Membership Renewal and New](#)'. Click that and choose the appropriate type of form individual or business and hit add to cart. Fill out the form and hit add to cart again and then you can go to the cart which is in a little black box and check out with PayPal. The form automatically comes to us with the information. Here is the link: <http://www.mthoodquiltguild.org/membership-renewal-and-new>

If you have any questions or concerns, please contact me at membership@mthoodquiltguild.com

Happy stitching!
Debbie O'Donnell



Open Sew

We will have Open Sew on **Sunday, August 2, 2020 from 11:00 - 3:00 p.m.** via Zoom.

If you'd like to participate, please send me an email at opensew@mthoodquiltguild.com for an invitation

Susan Ainsworth Smith
Open Sew Coordinator



Show and Share

It was a lot of fun seeing your quilts out in the wild the last couple of months! If you have a recent finish (or up to three) you'd like included in August's Show and Share, please email a photo and description, along with your name, to Staci at newsletter@mthoodquiltguild.com **before August 9th**.

Small Groups

Coordinator: Sue Ainsworth-Smith

Appliqué group, **NEEDLE TURNERS**, meets the 3rd Thursday of the month at 10am at Jackie Parks's house. Contact Jackie for more info. 503-512-7665, jmillerparks@comcast.net. This group is open to new members.

THE TRAVELIN' QUILTERS meets at 6:30pm before the regular quilt guild meeting. If you have questions contact Pat Miles, 503-252-2727, pat.miles@earthlink.net. This group is open to new members.

SEW HAPPY small group meets at Laura Rom's house on the 4th Monday of each month from 10am- 3pm. Contact Laura for more info. 971-244-2305, puma01.laura@gmail.com. There are no openings in this group.

Evening small group, **SEWCIAL CLUB**, which meets on the 4th Wednesday evening of each month is currently full and closed to new members. Contact Debbie Johnsen for more details, 503-680-6494, debbie.johnsen@yahoo.com

Open! **LAST WEDNESDAY OPEN SEW** meets the last Wednesday of each month from 11am -3pm at First Baptist Church, 224 W. Powell in Gresham. Bring a project of your own or work on charity quilts. Questions? Contact Nancy Toupin, 503-381-8543, nancytoupin53@gmail.com. This group is open to new members.

PIECEMAKERS group (general quilting) meets the 3rd Monday of each month from 9am- 2:30pm at the home of Barbara Belgrave, 503-421-8496. This group is full and closed.

ALL ABOUT ME group (machine embroidery) meets the 2nd Saturday of each month from 9am-2:30pm at the home of Barbara Belgrave, 503-421-8496. This group is full and closed.

If you have formed a small group or are interested in forming a small group please let the coordinator know so she can help you.

Linda Gaudette-Sigel has graciously volunteered to be elected Secretary for the upcoming year, so I've been volunteered to oversee Small Groups! If anyone has questions or concerns, please contact me at opensew@mthoodquiltguild.com

Susan Ainsworth Smith
Open Sew & Small Group coordinator



Treasurer's Report

June 20, 2020

Opening Balance – Checking \$17,383.79

Deposits:

2020 Stash Shuffle \$120.00

Dues \$50.00

Charitable Income \$600.00

Total Income \$770.00

Expenses:

State Report Fee (990 EZ) \$50.00

Stamps \$33.00

Quilting Comfort \$171.98

Stash Shuffle \$20.00

Refund Retreat \$4,330.50

Total Expenses \$4,605.48

Current Balance \$13,548.31

Less \$s held for Charitable activity \$4,083.08

Net Balance \$9,465.23

Looking ahead, Stash Shuffle refunds will have been mailed. August report will have updated dues numbers. Please remember to renew your membership.



The term "community outreach" had a new meaning, as we tried something different at Becky's house. The fabric and notions from 3 community donations was sorted, organized, and passed on during the sale. Many of the members stopped by to pick up fabric, batting, and supplies to make quilts to pass on as part of Stitching Comfort. They also had a chance to pay dues, reconnect with friends, and pick up a variety of treasures to add to their stash. The weather was perfect, Sam and Hannah (Becky's kids) helped us all day with set-up, sales, and loading the cars. We are really grateful for the support, the money, and especially that all the fabric is now out of the garage! Thank you to everyone who helped out.



We have been doing fairly well getting quilts out into the community. Both Becky and Susan are collecting and distributing kits, tops, and projects. Either of them probably have something for you to work on when you have time. I'm still working behind the scenes to build kits, do domestic machine quilting, and monitoring requests from agencies. In the last few weeks, Liz and I have finished up gowns for Parkview. I also got more aprons made for the Gresham Women's Shelter.

As you sew, keep in mind that Human Solutions still can use more masks, as well as the toiletries and other supplies.



Collecting now for fall

Human Solutions—In addition to the usual socks and underwear, they are in need of the following items:

- Diapers (size 5 and 6)
- Baby wipes
- Hygiene items, as always
- Hand sanitizer (I know!)
- Bedding (twin and queen)
- New shower curtains and new/gently used bath towels
- Healthy snacks like granola bars (non perishable)



Support our Business Members

Barbara's Bobbins and Threads

Barbara Belgrave, 25525 SE Hoffmeister Rd, Damascus, OR 97089, 503-421-8496
bjb1955@gmail.com

Craft Warehouse

Gresham Station Shopping Center, 687 NW 12th Street, Gresham 97030, 503-907-3137
craftwarehouse.com and [Craft Warehouse on Facebook](#)

Crafty Staci

Staci Wendland, crafterstaci@gmail.com
crafterstaci.com and [Crafty Staci on Facebook](#)

Debbiez Quilting

Debbie Zerkel 3240 SE 152nd Ave. Portland, 97236, 503-762-0231, dbz98236@yahoo.com

Heidi's Garden Quilting

Heidi Oliver, 16474 Swan Ave., Oregon City 97045, 503-421-4327, jrtluv@comcast.net
heidisgardenquilting.com and [Heidi's Garden Quilting on Facebook](#)

Kelly Creek Studio - Longarm Machine Quilting Service

Susan Ainsworth Smith, 503-577-1434, susan@kellycreekstudio.com
kellycreekstudio.com and [Kelly Creek Studio on Facebook](#)

Marie's Custom Quilting

Marie Anderson, 59 NE 3rd St., Gresham 97030, 503-481-5117 marieanderson0@hotmail.com
mariescustomquilting.com and [Marie's Custom Quilting on Facebook](#)

My Quilting Loft

Kristi Villani, 253 East Historic Columbia River Hwy, Troutdale, OR 97060
971-231-5638
kristi@myquiltingloft.com
myquiltingloft.com, [My Quilting Loft on Facebook](#), and [My Quilting Loft Community Facebook Group](#)

Quilting by the Fence

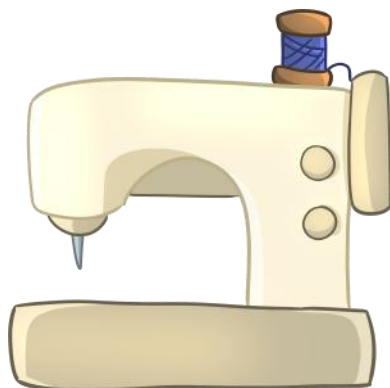
Tomme Fent, 2152 SE Beaver Creek Lane, Troutdale 97060, 503-674-4464, tommequilts@gmail.com
[Quilting by the Fence on Facebook](#)

Save Stores

1900 McLoughlin Blvd, Oregon City, OR 503-655-4414 or 6701 SE Foster Rd, Portland, OR 503-775-7283
savestores.com and [Save Stores on Facebook](#)

Shepherd's Garden Quilting

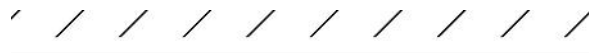
Rebecca Tellez, 775 NE 9th Street, Gresham 97030, 503-888-3415
rebecca@shepherdsgardenquilting.com
shepherdsgardenquilting.com and [Shepherd's Garden on Facebook](#)



August Birthdays

Julie Hale	1
Kimberly Baum	5
Ginger Vella	7
Shirley Wilson	8
Susan Calef	9
Harriett Sparrows	12
Joan Knowlton	14
Shirley Kerr	20
Pat Palm	24
Sharon Williams	29
Debbie Ragland	31
Linda Shaull	31

Here's a secret for you—
click on the quilt on the
upper right corner of page
1 to get the free pattern
for that quilt!



Stretches For Quilters



sew-stand-stretch-repeat

healthyquilting.com





Retreat

Hello everyone!!! It's time to pay for membership and [get signed up for retreat](#) as well!

Save the dates:

September 26, 10-2, to pick up your retreat bag at the church portico.


October 1-4 is 2020 Virtual Retreat.

More information at guild meetings and an email will be sent to all signed up by September 15th.

Can't wait to see you all again!!!!!!

Barbara Belgrave
Retreat Coordinator

If you missed the link from the last meeting, [check out this video on attending a virtual retreat!](#)




Human Solutions Delivery!

Wow! We had quite the haul for Human Solutions this month. Over 30 quilts, aprons, toiletries, masks, bedding/towels, snacks, and knitting supplies!

A big thank you goes out to all members supporting this effort, it is very much appreciated.

Susan Ainsworth Smith
Human Solutions Liaison



Block of the Month Challenge



August 2020 BOM- Churn Dash CHALLENGE part 2 – Drawstring Pouch

This project was designed to use the blocks you made last month, and the left over fabric from them. This project is very forgiving, so it's a good way to practice different techniques. Remember the resulting item will be exchanged later, so please use quality, coordinating fabric.

For this, and all other Block of the Month patterns, [click here!](#)



If you shop using the Amazon app on your phone, check your settings. You can now use [AmazonSmile](#) there as well, instead of only while using a computer!

If you select our guild (search Mt. Hood Quilt Guild) 0.5% of your purchase goes to our community outreach efforts, at no extra cost to you. It's an easy way to give!

Have something quilt related to sell? Advertise in our newsletter for only \$5 a month.





Mt. Hood Quilt Guild
PO Box 2376
Gresham, Oregon 97030

membership@mthoodquiltguild.com

2020-21 Membership Year Aug. 1, 2020—July 31, 2021

- New Membership
- Renewal

- Individual \$25
- Business \$50

Business Name _____

First Name _____

Last Name _____

Address _____

City, State, Zip _____

Email _____

Phone _____

Birth month and day _____