

AUGUST 2022

Mt. Hood
Quilt
Guild



News from the Hood

**NEXT MEETING
AUGUST 9TH**

We're meeting at Columbia Park!
Please see flyer on Page 4 for all the details.

President's Message

Happy August Everyone!


OK, we wanted sunshine and now we've got it! Stay cool and remember to hydrate! Meanwhile, my thoughts are going all over:

In May, my husband and I started an upgrade/remodel of our home. Phase 1 is nearly done. We moved into the new space 2 days ago and it is spacious and beautiful. The demolition for Phase 2 starts next week. I'm thankful that the Gorge is about 5-10 degrees cooler than in town.


Between this, work at my shop, the yard, etc. I've had to keep on my "list of things to do" and make myself do them. I enjoy the feeling of accomplishment when I get to cross things off the list. I also tend to remember to do things that are on the list.

My new neighbors are digging a septic system....Did any of you see the movie "Holes"? Yep that's what it looks like. I think it is better than black berries.

We will be voting at our next meeting: The updates of our by-laws, Vice President and Secretary. You'll hear the latest on the Quilt Show and learn how to make barn quilts!



Keeping you in stitches,
Marie Anderson
President



OFFICERS & COORDINATORS

President:

Marie Anderson 503-481-5117
president@mthoodquiltguild.com

Vice President:

Dottie Miller 503-658-1852
vicepresident@mthoodquiltguild.com

Treasurer:

Ann Marie Rears 503-784-0089
treasurer@mthoodquiltguild.com

Secretary:

Linda Gaudette-Sigel 503-704-7672
secretary@mthoodquiltguild.com

Membership Chair:

Penny Gesdahl 503-820-9935
membership@mthoodquiltguild.com

Community Outreach Coordinator:

Delleen Kompkoff 503-575-8327
communityoutreach@mthoodquiltguild.com

Small Group Coordinator:

Susan Ainsworth Smith 503-577-1434
smallgroups@mthoodquiltguild.com

Challenge Coordinator:

Lori Oathes 503-329-1707
challengecoordinator@mthoodquiltguild.com

Newsletter Editor:

MHQG Board
newsletter@mthoodquiltguild.com

Web Editor:

Debra O'Donnell 503-504-2354
website@mthoodquiltguild.com

Quilt Show Committee Chair:

Shirley Workman 503-659-3517
quiltshow@mthoodquiltguild.com

AdHoc Chair:

Laura Rom 971-244-2304
Adhoc@mthoodquiltguild.com

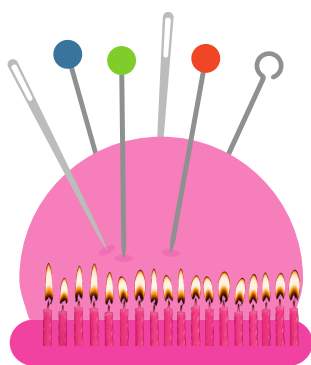
Vice President's Message

QUILTS AT COLUMBIA PARK

Presenters for the August guild meeting Aug 9, 2022 at Columbia Park will feature two of our talented members demonstrating how to make your personal Barn Board. Donna Taylor and Penny Stewart have had several years experience at the process. They have learned what works and what doesn't work. And, they are willing to share their knowledge with the group. They have made multiple boards to decorate their fence lines, homes, backyards and entryways. We will publish their entire instructions in the September Newsletter. Barn Boards are a creative and fun way to celebrate your love of quilting with an exterior design. We hope you enjoy their lecture and demonstration.

This is my last VP message as new folks are taking the helm! I've had a great time serving you all for the last 24 months!!

Dottie



August Birthdays

Susan Calef	8/9
Paula Chipman	8/10
Harriett Sparrows	8/12
Joan Knowlton	8/14
Pat Palm	8/24
Sharon Williams	8/29
Linda Shaull	8/31
Debbi Ragland	8/31



Treasurer's Report June 30, 2022



Opening Balance Credit Union	\$ 20,789.03
Petty Cash	123.92
Total Beginning Balance	\$ 20,912.95
<u>Income</u>	
Class Registrations	(45.00)
Donations	75.00
T-Shirt Sales	30.00
Dues & Guest Fees	525.00
Quilt show	243.00
Interest income	0.58
Total Income	\$ 828.58
<u>Expenses</u>	
Computer & internet expenses	10.93
Federal & State Fees	50.00
Speaker fees	417.40
Total Expenses	\$ 478.33
Current MHQG Balance	\$ 21,263.20
Less Restricted Funds	
Charitable activity	3,689.26
Electrical cord grant	37.03
	\$ 3,726.29
Net Balance Unrestricted Funds	\$ 17,536.91

Message from Membership



Welcome to our August Newsletter. We have had 77 renewals or new members so far for this year. A BIG thank you to all that have renewed their membership already. It would be great if everyone would be able to renew soon as our 2022-2023 membership year starts August 1. You can either renew at the August meeting, when you check in or you can mail it in or pay on line.

Mailing a check or renewing at the meeting with either a check or cash, or you can pay on line with your PayPal account. Mailing in your Renewal Form (which you can find on line at our website, click on the "About" page from the menu.) At the bottom there is a form you can download, print and fill out. Mail it with your check to Mt. Hood Quilt Guild, PO Box 2376. Gresham, OR 97030. The form is here:

<http://www.mthoodquiltguild.org/about>

To pay with a PayPal account you need to either have one or set up one at the time to use this method. Go to the Menu on the Website that says "Membership Renewal and New". Click that and choose the appropriate type of form, (individual or business) and hit add to cart. Fill out the form and hit add to cart again and then you can go to the cart which is in a little black box and check out with PayPal. The form automatically comes to us with the information and you're all done! Here's the link: <http://www.mthoodquiltguild.org/membership-renewal-and-new>

If you have any questions or concerns, please contact me at membership@mthoodquiltguild.com or 503-820-9935 Thanks so much!! Penny Gesdahl

P.S. If you don't have a printer, just send in a note with your check & it will be just fine.



Mt. Hood Quilt Guild
QUILT SHOW
Friday - Saturday
October 14 - 15
9 AM - 4 PM
Mountainview Christian Church
1890 NE Cleveland Ave.
Gresham, OR 97030
ADMISSION \$5.00
SPONSORED BY

Quilts - Quilts - Quilts
Vendors
Boutique Items
Raffle Baskets
Nibbles Rest Stop
For more information, contact
Shirley at 503 659 3517
quiltshow@mthoodquiltguild.com

Help Get the Word Out There!!

Distribute Those Bookmarks!



The Secret Word is:



Sew a Variation of the Traditional Friendship Star

Use these free instructions to stitch a variation of the Friendship Star quilt block pattern, a classic

FRIENDSHIP STAR

BOARD MEETINGS

All guild member are encouraged to join in the guild board meetings! The meetings are the Tuesday 2 weeks prior to the general meetings at 6:30PM.

Next meeting is August 30th tentatively at Gresham Splash Pad park on 2nd. If you are interested in reading the minutes of the meetings they are located on the Members' page of the website.

[Click here](#) to read.

Contact any board member for info.



SUMMER SOCIAL *in* THE PARK



Mt. Hood
Quilt
Guild



TUESDAY AUGUST 9, 2022

BUSINESS STARTS AT

7 PM

COLUMBIA PARK FOREST SHELTER

1900 SW CHERRY PARK RD. TROUTDALE

BRING A CHAIR - SACK DINNER - BEVERAGE

Come Early to Eat & Visit



LEARN ALL ABOUT BARN QUILT CONSTRUCTION

SHOW AND SHARE

WEAR YOUR NAME TAG

LET'S PARTY




BARN QUILTS



Donna Taylor
and
Penny Stewart





AUGUST 2022 BLOCK OF THE MONTH - POPSICLES

The pattern is posted on the Guild website in the Members Only section under the Project Of the Month. One block = 1 ticket for the drawing. Let's make it a sweet month with a parade of popsicles!

What is the Block Of the Month or "BOM"?

Each month the Guild has a Block Of the Month challenge where a specific free pattern is designated for interested guild members to make. The block(s) are then made and brought to the meeting to turn in for a raffle. The blocks are displayed with the hopes of inspiring all members. One ticket is given for each block turned in.

The blocks are then raffled off and the inner wins all the blocks!

Each block has at least one specific skill to practice or learn to keep us all from letting our sewing machines, and quilt skills get rusty. The blocks are chosen to include all skill levels. So whether you are learning something new, or just wanting to have fun making a single block that doesn't take much time or fabric, give it a try! It is fun, and you may win enough blocks to make something special.

The September BOM will be announced at the August meeting.

Happy quilting and happy creating!



Quilts of the East Wind

MHQG Quilt Show

October 14th and 15th

2022
UPDATE

**HELP MAKE THE 2022 "QUILTS OF THE EAST WIND' THE BEST QUILT SHOW EVER
NOW IS THE TIME TO GET STARTED!!!**

At the August and September meetings:

1. Bring items for the **Boutique**. Janet and Raye Ann have given out ideas, patterns, and kits to help you. But we know there are many other possibilities that you can make. They are all welcome. We greatly appreciate the creative items some of you have already donated!
2. Bring items for the **Raffle Baskets**. The basket themes selected are as follows:
Fall/Harvest; Game; Kitchen; Quilters; Garden and Wine and Dine.
Raffle baskets should be pretty and have a nice assortment of items to make everyone want to win one or two. These items don't all have to be quilting/sewing related but should make the baskets desirable. The committee will add fabric, patterns, thread, etc. when assembling the baskets.
If you have an extra medium or medium-large basket to donate, we could use that also. Thank you.
3. Bring in your Quilt **Entry forms**. The sooner you get your forms entered, the better idea we will have to plan. Once we have a feeling for the size and number of quilts you are entering, we may be able to ask for more.

At the August, September, and October meetings:

1. Buy **Raffle Quilt tickets**.

That is great but what we would really like you to do is to take an envelope of 12 tickets to sell to your friends and family. There is a picture on the website that you can download to your phone. Or --- Take a selfie with it!!!
It is 80" X 80" so can be used on a queen size bed.

2. Take a stack of **Bookmarks** to give to your friends. Also think of other places you could post them. Many stores have community bulletin boards, or possibly your church.

At the September and October meetings:

We will have sign up sheets for all the jobs that are needed to have a successful show.

Some are very active, like the hanging of the quilts, but there are other jobs than you can sit and take in money and some that can be a combination. So be thinking of what you would like to do. Volunteers do get free entry to the show.

WITH YOUR HELP IT IS GOING TO BE THE GREATEST SHOW EVER!!!!

Any comments or suggestions are always welcome by either email quiltshow@mthoodquiltguild.com or a phone call to me at 503 659 3517.

Shirley Workman, Quilt Show Chair

Quilt Entry Information and Instructions for the 2022 MHQG Quilt Show

[Click here to print a Quilt Entry Form](#)

Standard Instruction for Hanging Sleeve for Quilt

—Use this if you plan to enter other shows where you will need to have a sleeve large enough to fit the bars.

Cut fabric 9" wide and as long as needed for the width of the quilt. Press under the short ends ½ inch twice, pressing each time and sewing the inside fold. Fold wrong sides together, lengthwise and sew together with a ½ inch seam. Finished sleeve will be 4" wide. Using the longest machine stitch possible, add a basting stitch ½ " from the folded edge. Then roll the basted stitch to the top center of the sleeve so the basted stitch is situated over the other seam, which will be situated against the quilt back. Pin the quilt sleeve to the quilt back 1/2 inch below the top of the quilt. Press seam to one side. The width should allow the sleeve to be positioned about ½ inch from each edge. Stitch sleeve securely in place. Whip-stitch the ends to the back of the quilt, which assures that the hanging device is inserted into the sleeve properly. It helps to take an extra stitch every 4-5 stitches so the sleeve won't become loosened from the quilt. Be sure that the stitches do not go through to the front of the quilt. Once the sleeve has been securely stitched to the quilt back remove the basting stitch from the sleeve. This tuck allows room for the hanging device to be inserted without creating tension on the front of the quilt.

—If you are only going to hang your quilt in the Mt. Hood Guild Show or in your home, you may use a 5" wide piece of fabric which will make a 2" sleeve because our equipment is different in that the bar is thinner.

An alternative to the above instructions, you may want to use:

[How to Add a Hanging Sleeve the Easiest Way—I See Stars Quilting on YOUTube](#)

I will have a sample at the next meeting if you need more help.

Virginia O'Donnell or you may call me at 503-504-1304

LET'S GET READY TO VOTE!

Hi Members,

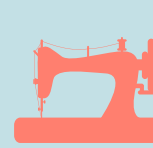
We have made a few updates in our Guild By-Laws to get current with the increased use of electronic information. The few areas of update are: an addition of "Duties of the Webmaster", clarification of annual & semi annual meetings for the Board of Directors, voting on Board positions, and using electronic storage for documents. If you would like to review the old or new By-Laws please use the links. We will be voting on the new By-Laws at the August meeting. Thanks!

[Proposed New By-Laws](#)

[Current By-Laws](#)

We will also be voting in new MHQG Board members: Vice President (Julie Hale and Debbie Stoffer as co-Vice President) and Denise Bush for Secretary.

LET'S GET READY TO VOTE!








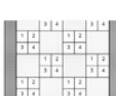




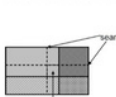

It was great to see so many members at our Summer Sale! It was a successful fundraiser for the guild, but it was also a social event. A few hours outdoors enjoying the sunshine, the fabric, and the great conversation with creative, inspiring people. A day spent feeling the fabric, and feeling the love!! Thank you to all who donated, volunteered, and loaded up on fabric.



Now that many of you have added new, interesting items to your ever-growing stash, maybe it's time for some inspiration. I have a suggestion for some fast, fun patterns that work perfectly for kids of all sizes, as well as adults. The patterns have been a link on our website since we built the website!! I don't hear many of you talking about them, though. Maybe it's time to check out what is available with a few simple clicks.

<https://azblankets4kids.com/category/pattern/>

These patterns come from a quilt guild in Arizona, and are easily downloaded. The great thing about them is they are easy, and you can make scrappy style with your leftovers, finds from the sale or free table, or those plastic bags of fabric on the Outreach table at the meeting. The great thing for me is to see your inspiration from a bag of "Choose Your Own Adventure". Every bag of assorted and coordinated fabric that you use is one less bag for me to cut into a kit!! Every new pattern you try from AZ for Kids is an inspiration for another quilter to try something new. Wouldn't it be fun to see how many of the 50 options our members choose to sew and donate? When you turn in a quilt from one of these patterns, be sure to write the pattern name into the notebook. It will be easy for others to see the pattern names that become popular with our members. I don't normally sign in the quilts I make, but this will be one I plan to try. Easy!

	Four Block Big Bricks, Child to Teen May 9, 2018 azblank		Patches of Scraps, Older Child May 9, 2018 azblank
	Four Block Big Bricks, Infant to Teen May 9, 2018 azblank		Novelty Checkerboard Quilt, Child May 9, 2018 azblank
	Falling Charms, All Sizes May 9, 2018 azblank		Not So Scrappy Quilt, Child May 9, 2018 azblank
	Easy Blanket for Infant to Teen May 9, 2018 azblank		Modified Rail Quilt, Teen May 9, 2018 azblank
	Easy as A~B~C Blanket, Infant May 9, 2018 azblank		Modified Rail Quilt, Child May 9, 2018 azblank
	Denim Rag Quilt, Teen May 9, 2018 azblank		Illinois Roads Quilt, Child May 9, 2018 azblank



Checkerboard Center Quilt, Version 2, Child
azblankets4kids.com

There are more patterns, ideas, photos, and info in the Community Outreach section of our website. Go take a look.

Do you know the feeling you get when someone thanks you for doing something?

That little smile you get from the expression of gratitude?

I got that feeling recently, and I'm sharing it with you! The guild got a nice thank you card in the mail, and also a visit during the Summer Sale from a quilt recipient. It was a very heartfelt conversation.

It's always nice to get thanked for something we do - just because!



Mt. Hood Quilt Guild Small Groups

Coordinator: Susan Ainsworth Smith 503-577-1434
smallgroups@mthoodquiltguild.com

Please call or email the contact person listed if you are interested in any of these groups.
If you form a group, please let Susan know and it will be listed here.

SEW HAPPY

Meets 4th Monday 10-3
Meeting in person, beginning in May
Contact: Laura Rom
puma01.laura@gmail.com
971.244.2304

THE GRATEFUL THREAD

Machine Embroidery Group


Meets 3rd Thursday 9 am to noon
via Zoom, link below
9:00 a.m. to 12:00 p.m.
Contact: Carol Sandberg
503-318-7944

quiltmama050705@gmail.com

Join Zoom Meeting

[https://us02web.zoom.us/j/89972089858?
pwd=TGFwVWIHYklnRmtDZ2JSUWpYi9ZQT09](https://us02web.zoom.us/j/89972089858?pwd=TGFwVWIHYklnRmtDZ2JSUWpYi9ZQT09)

Meeting ID: 899 7208 9858
Passcode: 297507



OPEN SEW

Meets 1st Sunday from 10-3 via Zoom

[https://us02web.zoom.us/j/82093838229?
pwd=S0VWZ3V1Y1BYck0eVjObm5Fblk0dz09](https://us02web.zoom.us/j/82093838229?pwd=S0VWZ3V1Y1BYck0eVjObm5Fblk0dz09)

Meeting ID: 820 9383 8229
Passcode: 402217

Contact: Linda Danley 360-721-3016

MYSTERY MAVENS

Meets 1st Monday 10-5 via Zoom
Contact: Terry Knott
quilting00@aol.com
503.804.6367

WEDNESDAY SEWCIAL CLUB

Meets every Wednesday evening via Zoom
Contact: Debbie Johnsen
Debbie.johnsen@yahoo.com
No openings 503.680.6494

HOODIES

Time & Date TBA
Contact: Susan Ainsworth Smith
503-577-1434

We have a new storage space

Calling out to anyone who may be storing guild related articles at your home, garage, attic or barn!!!
Thanks for keeping our things safe and sound over the years, but now we have the ability to store
EVERYTHING IN ONE PLACE because the guild has acquired a storage unit for our new quilt show
standards and there is room for more.

Please contact Shirley Workman 503-659-3517 quiltshow@mthoodquiltguild.com to let her know
what is out there so planning for the space in the unit can begin.

MEETING NOTES



July 19, 2022
MHQG Members meeting

Marie started the meeting at 7:00 pm.

- Masks are optional.
- 3 guests at this meeting. 67 Members in attendance and 10 Members on Zoom.
- Nominations for Vice President- Julie Hale and Debbie Stoffer and for Secretary- Denise Bush. The voting will occur at the August meeting.
- Dottie: Presentations from different business members.

Nancy Goldsworthy: Owns 9 Patch Quilting. She does long arm quilting. Does patterns and knows her batting. She knows the technical stuff for quilting and machines. She also writes quilting books to tell you how to find the answer. She has samples of her threads and her books at her table.

Laverne: Women Sew Global Foundation. The collective increases awareness of Women and Girls sewing in collectives. The collectives/groups are from all around the world and now live in the Portland-Metro area. The Women sell their products in the area. This past weekend they had a booth at the Gresham Art Fair. Montavilla Sewing Centers has helped them purchase sewing machines for their collective/groups. They welcome donations and those who would like to teach a class. The collectives provide social and learning for the women. They have some items for sale at their table.

Kris: Feather Your Nest- Main Street in downtown Gresham. They are a mother/daughter store- the daughter changes- both daughters work in different parts of the store. Has lots of panels and a good collection of notions. Good at using panels in creative ways. Different kits are available too. There are some things to purchase at their table. They are also on line. Everything in the store is on line. They will be doing some classes soon. They carry the Gutterman recycled thread-completely recycle.

Marie: Marie's Custom Quilting- Long arm shop in Gresham. 2 long arms- one computerized and one for free-motion. Marie does the custom work on her free-motion machine, She quilts on leather, canvas and silk. Landscape and art quilts are fun for her too.

Kristi: My Quilting Loft. They are in Downtown Troutdale. They also have long arm services and fabric, patterns and notions. Download the free app from the app store- My Quilting Loft. There are several things on sale right now. They will be starting first Wednesday Friends Day which will be \$5 for a sampler block of the month. Also starting a project of the month. There were enough blocks donated to make 3 whole quilts for Ukraine.

Gabrilie: Craft Warehouse. She announced some of their sales coming up. Follow on email or facebook. They still do curbside pick up. There will be an on-line virtual quilt party- you do need to sign up. More fabrics are coming in every day. See their flyer for more information. Sign up for their emails.

Susan: is Kelly Creek Studio- Long arm Quilting.

Linda & Judy from Montavilla Sewing Center will be back at a later day.

The Sav Store didn't show up. :(

There is a page on the website with all the business members.

Dottie put a photo op together of all of our business partners. Take a picture of the different businesses so you can support them.

•Announcements:

During break vote for the fabric challenge. The winners are: Best use of fabric: tool bag by Lori Oathes, Most creative: Doll by Dottie Miller, Challenge overall: Bag by Ann Marie. There will be a new project for August- it will be on the website.

Shirley: there are tickets for sale for the quilt show quilt. There is information about entering a quilt in the show. There are also bookmarks.

Entry form for entering quilts. Pay for the entry when you turn in the form. If you want to sell your quilt- the Guild will be taking 20%. So if you want \$100 for your quilt price it at \$120. If you are entering a quilt as a part of a special project (temperature quilts) please make sure it's marked on your form.

The main room will be quilts, the hallway will be vendors and raffle baskets. There will be Nibbles cafe and rest stop. There will be 6 raffle baskets with different themes. You can donate to the baskets- they are garden, games, harvest, kitchen, wine, and quilters.

Summer Sale: This Thursday, July 21st from 9-3 at the church parking lot. Silent auction quilt. Raffle bags! Lots and Lots of fabric! If you are signed up to help be there at 8am.

- The Birthday winner is: Debra Hollingsworth
- Show and Share.
- Marie ended the meeting at 8:35 pm.

Respectfully submitted by Linda Gaudette-Sigel, Secretary





At each guild meeting, Susan will have her red wagon available for your donations to Human Solutions. Items are delivered to the Women's Shelter. They disperse items to the Lilac Family Shelter as appropriate.

They are always in need of the following items:

- Socks and underwear
- Diapers , size 5 & 6
- Baby wipes
- Hygiene items
- Hand sanitizer
- Bedding, twin and queen
- New shower curtains
- New/gently used bath towels
- Healthy, non-perishable snacks



Bottle Drop

Current Balance \$386.20



**THANK YOU DOTTIE
AND YOUR CREW
FOR A FANTASTIC SUMMER SALE**

**MHQG
T-shirts**



**For Sale at the
Meeting for \$15.00
Contact Dottie if you
would like one.**



Mt. Hood Quilt Guild QUILT SHOW

Friday - Saturday
October 14 - 15
9 AM - 4 PM

**FREE
TABLE**



**Share your
extra quilt stuff
with others!**

ADMISSION \$5
BOUTIQUE ITEMS - VENDORS
RAFFLE QUILT TICKETS
\$1 OR 6 FOR \$5

SPONSORED BY MONTAVILLA
SEWING CENTERS
- Est. 1989 -



For more info: quiltshow@mthoodquiltguild.com

Support our Business Members

Craft Warehouse

Gresham Station Shopping Center
687 NW 12th St, Gresham, OR 97030
503-907-3137
www.craftwarehouse.com Facebook

Crafty Staci

Staci Wendland
craftystaci@gmail.com
craftystaci.com
Facebook

Domke Farms

36801 SE Proctor Rd. Boring, OR 97009
662-380-3743
sewfabamy@gmail.com
domkefarms.com
Instagram

Fabric Sweet Fabric

Janet Novak
3583 NE 218th Ave, Fairview, OR 97024
503-572-8679
fabricsweetfabric@gmail.com
Facebook
Fabric Sweet Fabric on Etsy

Feather Your Nest Quilt Store

Kris and Abbi Howatt
130 N. Main Gresham, OR 97030
971-220-0936
FeatheredNest97030@gmail.com
featheryournestquiltstore.com
[etsy.com/shop/FeatheredNest97030](https://www.etsy.com/shop/FeatheredNest97030)

Heidi's Garden Quilting

Heidi Oliver
16474 Swan Ave, Oregon City, OR 97045
503-421-4327
jrtiluv@comcast.net
heidisgardenquilting.com
Facebook

Kelly Creek Studio

Longarm Machine Quilting Service
Susan Ainsworth Smith,
503-577-1434
sainsworthquilts@gmail.com
Facebook & Instagram

Marie's Custom Quilting

Marie Anderson
59 NE 3rd St, Gresham, OR 97030
503-481-5117
marieandersono@hotmail.com
mariescustomquilting.com
Facebook

My Quilting Loft

Kristi Villani
253 E Historic Columbia River Hwy, Troutdale, OR 97060
971-231-5638,
kristi@myquiltingloft.com
myquiltingloft.com
Facebook, Community Facebook Group

Nine Patch Quilting

Nancy Goldsworthy
503-256-0746
ninepatchquilting@comcast.net
www.ninepatchquilting.com

Save Stores


1900 McLoughlin Blvd, Oregon City, OR
503-655-4414
6701 SE Foster Rd, Portland OR
503-775-7283
savestores.com
Facebook

Shepherd's Garden Quilting

Rebecca Tellez
775 NE 9th St, Gresham, OR 97030
503-888-3415
rebecca@shepherdsgardenquilting.com
shepherdsgardenquilting.com
Facebook

Women-SEW Global Foundation

LaVerne Lewis
3604 SE Powell Valley Rd #324
Gresham, OR 97080
503-674-2574
lavernel@womensewglobalfoundation.org
womensewglobalfoundation.org
Facebook



News from Other Guilds

Sunshine & Roses

Quilting is an Act of Love!

Quiltfest Northwest

47th Annual Regional
Quilt & Fiber Arts Show

October 20-22, 2022

Clark County Event Center
17402 NE Delfel Rd., Ridgefield WA

- Felida Friends Exhibit
- Quilts of Valor Exhibit
- Cherrywood 'Diana' Exhibit
- Fort Vancouver Tapestry
- Special Exhibits & Events
- Vendor Mall
- Door Prizes and more!

ADMISSION:

Doors open 10 am - 4 pm
\$8 per day/\$15 3-day pass
Free for children under 12
Military Discount
Parking \$6 cash or card



Quiltfest NW

For more details:
Quiltfestnw.org



Clark County Quilters

Have something
quilt related to sell?
Advertise in our
newsletter for only

\$5 a month.





Quilt

Show

HIGH DESERT QUILT GUILD
Redmond, Oregon
highdesertquiltguild.org


Saturday
September 17, 2022
10am - 4pm

Quilts for sale, Raffle Quilts, Silent Auction
and a Country Store with holiday items.

Featured Quilter
Stef Hutton

at
Highland Baptist Church
3100 SW Highland Ave. / Hwy 126
Redmond, OR

Admission \$2.00



Coffee Creek Quilters

Annual Fabric Sale Saturday, September 10, 2022

8 am - 2 pm

Half price reductions from noon to 2:00 pm
Fat quarters and 1/2 yards not discounted

Face masks
optional
unless
mandated
by OHA on
sale date

St Francis Episcopal Church, Parish Hall

8818 SW Miley Rd, Wilsonville, OR
(From I-5, Charbonneau Exit)

- | | | |
|---------------------|---------------------|-------------|
| • Quilting fabrics* | • Tools | • Patterns |
| • Quilt kits | • Notions | • Books |
| • UFOs | • Specialty threads | • And more! |

* Flat folds priced at 75¢/oz
1/2 yards priced at 50¢/each
Fat quarters priced at 25¢/each



Cash, checks, credit cards accepted
All proceeds from sales will go
to support the CCQ prison quilting program
Quilting to change women's lives, in prison and beyond

For more information about Coffee Creek Quilters
go to: www.coffeecreekquilters.org

