

August 2023

Mt. Hood
Quilt
Guild



News from the Hood

Next Meeting Aug. 3

Imagination Station - Troutdale

7:00 PM Check in starts at 6:30

President's Message

.....
Hello members!

I'm looking forward to our meeting in the park this month. We will be in the Imagination Station Shelter, which is a change from last year. We'll have board/committee folks, and other helpers guiding you to where we will meet.

It's been a busy summer, we just wrapped up the Summer Sale, and it was quite successful. A big **THANK YOU** goes out to all of the people who made it happen.

In August, we will also have elections for Vice President and Secretary. I'm looking forward to working with the "3 mingos" and Raye Ann in the upcoming year.

One of the benefits of being on the board, or heading up a committee, is the friendships that develop as a result.

Even though Debbie, Julie, and Denise are leaving the board, I know that I have become closer to each of them, and can still count on them to help out our guild in other ways.

See you in August
Susan Ainsworth Smith
President



OFFICERS & COORDINATORS

President:

Susan Ainsworth Smith 503-577-1434
president@mthoodquiltguild.com

Vice President co-chairs:

Julie Hale 503-758-6869
Debbie Stoffer 503-730-3818
vicepresident@mthoodquiltguild.com

Treasurer:

Donna Taylor 503-720-7439
treasurer@mthoodquiltguild.com

Secretary:

Denise Bush 503-477-0253
secretary@mthoodquiltguild.com

Membership Chair:

Barbara Junor 503-704-9608
membership@mthoodquiltguild.com

Community Outreach Coordinator:

Delleen Kompkoff 503-575-8327
communityoutreach@mthoodquiltguild.com

Small Group Coordinator:

Debbie Johnsen 503-680-6494
smallgroups@mthoodquiltguild.com

Challenge Coordinator:

Lori Oathes 503-329-1707
challengecoordinator@mthoodquiltguild.com

Newsletter Editor:

MHQG Board
newsletter@mthoodquiltguild.com

Web Editor:

Debra O'Donnell 503-504-2354
website@mthoodquiltguild.com

Quilt Show Committee Chair:

Shirley Workman 503-659-3517
quiltshow@mthoodquiltguild.com

AdHoc Chair:

Marie Anderson 503-481-5117
Adhoc@mthoodquiltguild.com

Equipment Manager:


Ann Marie Rears 503-784-0089
equipmentmanager@mthoodquiltguild.com

Retreat Coordinator

Debbie Stoffer
retreats@mthoodquiltguild.com

Liaison with Venue

Julie Hale
liaison@mthoodquiltguild.com



Message from Membership



We have 7 new members that joined while attending the Summer Sale. That brings our total membership up to 247! Fantastic. This is also the time for current members to renew their membership. You can pick up a form at the membership table or renew on the guild's website: <http://www.mthoodquiltguild.org/membership-renewal-and-new>

Thanks to Carol Sandberg and Kaye Hansen for embroidering the new nametags. You will be able to pick them up at a future meeting.



BOARD MEETINGS

All guild members are encouraged to join in the guild board meetings. The meetings are scheduled for the Thursday 2 weeks prior to the general meetings at 6:30PM. If you are interested in reading the minutes of the meetings they are located on the Members' page of the website. [Click here](#) to read. Contact any board member for information.

Show and Share

Please bring any new finishes to share with our members. FYI you do not have to show your UFOs to get them counted for the challenge. We need to have two members volunteer to hold quilts every month and two more members volunteer to fold them for the person showing.

Click here to go to the [Show and Share](#) page on the website




Vice President's Message




Welcome to August in the Park! This has been such a lovely summer, but as quilters, we are often looking forward to planning and making projects for the next season. To help us do that, we will have our very own Gabrielle Gibson, from Craft Warehouse, present some fall fabric projects. She will show us samples and handout free project sheets we can take home to use to make our own autumn quilty projects.

In addition, our three members nominated to co-chair the Vice President position for next term, will introduce themselves and their quilting stories. They will include a small trunk show with a sampling of the various quilts they have each made.

As Debbie and Julie wrap up their year as co-vice presidents, we want to thank you all for your encouragement and the opportunity to provide guild meeting activities for you. We found 2 heads were far better than 1 in planning out each meeting. The nominees for next year are 3 close friends who love quilting. We are excited to see what they will plan for next year!




Pam, Tricia & Liz

















Let's Celebrate August Birthdays

8/1 Julie Hale
8/1 Karen B Smith
8/6 Bernie Andreotti
8/8 Shirley Wilson
8/8 Carrie Orme
8/8 Shirley Wilson
8/9 Susan Calef
8/10 Paula Chipman
8/12 Harriett Sparrows
8/14 Joan Knowlton
8/20 Shirley Kerr
8/21 Gabriella Fuka
8/24 Pat Palm
8/26 Ramona Demmon
8/27 Sharon Espersen
8/29 Sharon Williams
8/30 Stephanie Banrion
8/31 Linda Shaul
8/31 Debbi Ragland



TO-DO at the outdoor meeting




-  BRING YOUR CAMP CHAIR AND WATER BOTTLE / FOOD
-  BUY UFO TICKETS
-  PARTICIPATE IN 24'S a CHARM
-  CHECK OUT THE FREE TABLE
-  SHOW AND SHARE
-  STITCHING COMFORT DROP OFF QUILT & PICK UP KIT
-  GET A BLUE BAG FOR BOTTLE RECYCLING
-   RENEW YOUR MEMBERSHIP
-  LONGARM KITS! PICK UP & DROP OFF
-  WOMENS' SHELTER DONATIONS
-  Lori's BLOCK of the MONTH
-  Fabric sale: \$1 FAT QUARTERS

THANK YOU My Quilting Loft
Kristi,

We really appreciate you for including Stitching Comfort in your 5th Birthday Celebration! Thank you for your donation.

ICE CREAM Fundraising



Treasurer's Report

May 31, 2023

Opening Balance Credit Union	\$ 26,934.75
Petty Cash	234.97
Total Beginning Balance	<u>\$ 27,169.72</u>
 <u>Income</u>	
Fabric Sales	20.00
Interest income	4.51
Return of Speaker fee	(150.00)
Donations	126.88
Dues & Guest Fees	35.00
Class registrations	30.00
	<u>66.39</u>
Total Income	\$ 66.39
 <u>Expenses</u>	
Computer & internet expenses	3.07
State of Oregon Corp fee	50.00
Supplies	100.00
Comfort Quilt Supplies	69.90
Speaker Fees	405.02
	<u>627.99</u>
Total Expenses	\$ 627.99
 <u>Current MHQG Balance</u>	
	<u>\$ 26,608.12</u>
 Less Restricted Funds	
Charitable activity	5,339.76
UFO / BOM Activities	1,000.00
	<u>6,340.00</u>
Net Balance Unrestricted Funds	<u>\$ 20,268.36</u>


The secret word is: stashbuster

Dear Mt. Hood Quilt Guild Members,
 I am writing on behalf of Quiltopia Oregon and our Quilt Show at the Mill that will be held this year on November 3 & 4 at Willamette Heritage Center in Salem, Oregon. Each year we display up to 200 quilts of all sizes in an art gallery-like setting on the third floor of the historic Thomas Kay Woolen Mill Building. Our show also includes a quilt challenge sponsored by The Grand Hotel and Good Vibes Quilt Company and is shown in the lobby at The Grand. We also have a number of vendors as well as a pre-show Saturday breakfast with this year's special guest artist, Erica Jackman of Kitchen Table Quilting. We also have demonstrations and talks during the show along with our Re-Stash Boutique which we say is like the best quilt shop you've ever seen with yard sale prices!
 Quiltopia- Quilt Show at the Mill is much more than just another quilt show. Every dollar raised at the show goes to Helping Hands Resources of Salem to support those in need. Helping Hands Resources is located just south of downtown Salem. Last year over 4000 families visited nearly 19,000 times to receive essentials such as clothing, bedding, household items, books, and toys.
 We would like to extend an invitation to your members to come to our show as well as enter their quilts this year. You can learn all about Quiltopia Oregon and how to register by visiting our website www.quiltopiaoregon.com. Feel free to contact me if you have questions or need more information. Thank you and happy stitching!

Nanci Keatley
 Quiltopia Oregon Show Coordinator
quiltopiaoregon.com
 November 3 & 4, 2023



AUGUST BLOCK OF THE MONTH – SUMMER PETALS



This month the flowers are blooming and giving off sweet scents. We are going to work on a simple flower petal block. This will be a quick block that will give you plenty of practice with "flippy corners" and some practice lining up your seams. Hint- pin, pin, pin! This is basically a really fancy 4-patch. Not a lot of steps to piecing this cutie, so it goes faster than you think. This month we are going with summer colors of pink flowers with yellow centers with a white background fabric. Make sure your pink and yellow have good contrast. This little posy may even allow you to use up some left-overs from your stash. See our FREE pattern for this Block Of the Month (BOM) on the guild's website under the Project Of the Month section.



Summer special: If you turn in 2 blocks, you will get 3 entries into the drawing! Depending on the number of blocks turned in, there may be more than one winner!

The Project Of the Month section is password protected because some designers have given permission for guild member use. Password is Thread2023.

What is the Block Of the Month or "BOM"?

Each month the Guild provides a specific free pattern as a challenge for interested guild members to make. Most blocks have a skill to learn or practice to keep our skills sharp. The block(s) are then made and brought to the meeting to turn in for a drawing. The blocks are displayed to inspire all members. One raffle ticket is given for each block turned in- and you can make more than one for more chances to win! A drawing is done for those who turned in blocks and the winner gets all the blocks! Sometimes when there is a large amount of blocks submitted, there may be more than one winner!


Give it a try- It is fun to finish a quick project, and you may just win the blocks !



August hint: If your flippy corners sometimes come out a little small when you press them open, try this: with 2 practice pieces of fabric, sew your seam immediately NEXT to the drawn line instead of ON the line. Do this on the side of the line nearer the corner. Flip it open before cutting off the corner to see if it worked. It may extend slightly beyond the corner, so just trim it if needed. This will take in consideration the size of your thread, and the pressing so your corner won't be too small. Either way, use the same technique on all corners so your seams will line up.

Feel free to email if you have any questions. ChallengeCoordinator@MtHoodQuiltGuild.com





2023 Mt. Hood Quilt Guild UFO Challenge

ONLY 2 MORE MONTHS TO GO. DRAWING IS AT SEPTEMBER MEETING

The UFO project challenge is a fundraiser where 50% of the funds go directly to the Guild, and the remaining 50% will be used for cash prizes for the winners.



HOW IT WORKS:

- 1) Buy in for \$10 (cash/card/check). Buy-in starts at March meeting.
- 2) Each \$10 give you up to 5 chances to win.
- 3) Complete previously started projects, then show your finished projects at guild meetings starting in March. You get a drawing entry for each finished project up to 5. (You keep projects)
- 4) **Drawing will be at the September meeting after the Show & Share.**
Only 2 more months to go!!! Get on those UnFinished Objects!!!
 - a) First prize wins 1/2 prize money.
 - b) Second prize wins 1/2 of remaining prize money.
 - c) Third prize wins remaining prize money less \$10.
 - d) Fourth prize wins \$10

Example: \$400, Prize pool = \$200, 1st =100, 2nd=\$50, 3rd=\$40, 4th=\$10

And there will be a few fun surprises along the way



GUIDELINES:

- 1) Finished quilts must be pieced, quilted and bound. Labels encouraged.
- 2) Must be completed between February 2023 and September 2023.
(Honor system: No previously completed quilts please)
- 3) Minimum size is 36x48" or equivalent.
- 4) Buy-in as many times as you like throughout the challenge.

So go through those old boxes, bags and drawers to DIG OUT THOSE UFOs,

AND LET'S GET SEWING !!!

Questions? Contact Lori Oathes at ChallengeCoordinator@MtHoodQuiltGuild.com or 503-329-1707



SUMMER SOCIAL *in* THE PARK



Mt. Hood
Quilt
Guild



THURSDAY AUGUST 3RD
BUSINESS STARTS AT 7 PM

Imagination Station Shelter



COLUMBIA PARK



1900 SW CHERRY PARK RD TROUTDALE

BRING A CHAIR - SACK DINNER - BEVERAGE

TRUNK SHOW AND PRESENTATION FROM CRAFT WAREHOUSE



COME EARLY TO EAT AND VISIT




WEAR YOUR NAMETAG

*let's
Party!*

**SHOW AND SHARE
BLOCK OF THE MONTH
24'S A CHARM
FAT QUARTERS FOR SALE**



 This year, we will be meeting at the shelter attached to the food sale area, and next to the playground.

MEETING NOTES



MHQG Member Meeting 7/6/2023

Susan Ainsworth Smith started the meeting at 7:00 pm

Members present - in person 86, Zoom 7, and visitors 5

Susan introduced the candidates for the board positions that will be open and voted on by members at the August meeting. The candidates are: Raye Ann Yapp - Secretary position; and the 3 candidates to be co-vice presidents - Tricia Crockett, Pam Hunt, and Liz Prom.

Julie Hale gave the history of the guild which began in 2015 and the evening was the guild's birthday party. There were 4 stations set up for mini classes, each of which lasted 12 minutes, then members rotated to the next station. The very informative mini classes were EPP by Nina Gilliland; flange binding by Julie Hale; quilt postcards by Eileen McClusky; applique by Shirley Workman and Virginia O'Donnell.

At the meeting were comfort quilt kits, quilts for binding, and the free table.

Shirley gave the update on the summer parking lot sale to be held 7/22/23. Sign up sheets were available for volunteers. Help is needed to help set up the day before the sale, to work the sale, and then to take down after the sale.

Lori Oathes announced that the UFO challenge, which ends in September, has so far raised \$340.00 which will be split 50/50 between the guild and the challenge winners.

Tonight was "FQ Frenzy" with both a FQ exchange (bring a FQ, take home a different FQ) and a FQ raffle. The FQ raffle had 78 FQ's brought in so there were 13 winners, some of whom won twice. The winners were: Tiffany (2), Cheryl Rush (2), Theresa Brown (2), Harriet (2), Michelle Barnhart (2), Barb Hundle, Nancy Stathas, and Pam Hunt.

Break and birthday cake - "Happy Birthday" was sung to the guild.

The birthday drawing winner for the month was Jackie Parks.

Delleen and Virginia O'Donnell announced the "24's a charm" 5x5 charm exchange which will begin in August. You can cut 24 charms out of either a half yard of fabric or from 2 FQ's. Be sure to cut the fabric on the grain - no funky cuts please. Put your 24 charms in a baggie with your name on it and drop it at the table at the Aug. meeting. This will go for 6 months with a different color each month. Full instructions are in the newsletter. The August color is yellow. The August meeting will be at the park by Reynold HS, next to Imagination Station.

Show and Share

Susan ended the meeting at 8:55
Denise Bush, MHQG Secretary





Stitching Comfort Community Outreach

Andi
Anne Marie
April
Barb J
Barbara P
Becky
Bernie
Carol
Cyndy
Debbie H
Denise
Doreen
Eileen
Jackie
Jacquie
Jan S
Jerri W
Karen
Linda S
Liz
Mary N
Mary W
Michelle
Michelle B
Rita
Robin
Shirley W
Susak K
Tiffany
Tracy

Thank you Volunteers!

This is a fun time to be a guild member. We've had a birthday, and celebrated with cake! The Summer Sale has always been a great place to discover great bargains, and our annual Park Meeting is coming up soon. If you remember last year's park meeting, we celebrated summer with popsicles to sew, and popsicles to eat. I recently got this photo from The KIDS Center in Bend, where the donated popsicle quilt is helping families there celebrate summer, as they visit for services. The KIDS Center loves quilts- both for decorating, and for passing out to kids!

I also had the opportunity to sew some exam gowns for them from donated fabric that was more "garment, than quilt". It's great to be able to share the guild resources for a good cause. You may have an idea for a community service project for our members to tackle. Every service project we've done in the past was suggested by a member!



Thanks to all the members who donated the fantastic blocks, and Linda GS for her gift of time and talent.



*Dear Wonderful Mt. Hood Quilters,
I was able to work with Jill on adding the most recent quilts to the Hopewell House inventory.*

*It felt magical! So much caring, love and goodwill stitched into each one. I was truly humbled by the generosity and creativity. Thank you. The comfort a quilt provides to our resident and their loved ones is hard to capture in words. There is a deep appreciation from each new resident. In many cases, the family and resident choose together which quilt they love. Your quilts are a tangible representation of the care and comfort at Hopewell. Thank you so much.
In peace, Marge R, volunteer*



Summer Sale Wrap-up

set-up
crew



Thanks to everyone who donated, worked, and shopped!!



the money crew



clean-up crew




Back to the Storage Unit



stuff a bag



Birthday Party



MT. HOOD QUILT GUILD SMALL GROUPS

Small Group Coordinator:
Debbie Johnsen
smallgroups@mthoodquiltguild.com

HANDWORK GROUP

New small group forming in the Estacada area

Tuesdays or Fridays 10 - 3

I can accommodate 4-7 people

Tables, power cords, iron & ironing board
provided. Kitchen for lunches

Bring your handwork, piecework,
knitting. This group will develop over time, the
goal is to create a social setting for handwork.

Contact: Eileen McCloskey

503-860-6026, please

leave a message with a call back number.

HANDWORK STITCHING

Meets 2nd Wednesday at Wendy Sternberg's home

Call or email for more info. Vaccinations required.

Wendy Sternberg - 503-853-5595

wendycsternberg@gmail.com

No openings

WEDNESDAY SEWCIAL CLUB

Meets every Wednesday evening

Contact: Debbie Johnsen

Debbie.johnsen@yahoo.com

503.680.6494

No openings

SEW HAPPY

Meets 4th Monday 10-3

Contact: Laura Rom

puma01.laura@gmail.com

971.244.2304

No openings

THE GRATEFUL THREAD

Machine Embroidery Group

Meets 3rd Thursday 9 am to noon

via Zoom, link below

9:00 a.m. to 12:00 p.m.

Contact: Carol Sandberg

503-318-7944

quiltmama050705@gmail.com

Join Zoom Meeting

[https://us02web.zoom.us/j/89972089858?
pwd=TGFwVWlHYklNRmtDZ2JSUWpYi9ZQT09](https://us02web.zoom.us/j/89972089858?pwd=TGFwVWlHYklNRmtDZ2JSUWpYi9ZQT09)

Meeting ID: 899 7208 9858

Passcode: 297507

MYSTERY MAVENS

Meets 1st Monday 10-5

First Baptist Church Gresham

224 Powell Blvd., Gresham, OR 97030

Contact: Terry Knott

quilting00@aol.com

503.804.6367

OPEN SEW

Meets 1st Sunday from 10-3 via Zoom

[https://us02web.zoom.us/j/82093838229?
pwd=S0VWZ3V1Y1BYCjk0eVJObm5Fblk0dz09](https://us02web.zoom.us/j/82093838229?pwd=S0VWZ3V1Y1BYCjk0eVJObm5Fblk0dz09)

Meeting ID: 820 9383 8229

Passcode: 402217

Contact: Linda Danley 360-721-3016

Happy Birthday Mt. Hood Quilt Guild.

Did you know that the very first board members in 2015 decided that supporting Human Solutions was a great way for our quilters to get involved with local Community Outreach? Our first members donated quilts, and as our commitment grew we added donations of other needed items. Our members have sewn aprons for the Women's Shelter kitchen, donated school supplies, yarn & craft items, and even volunteered at a Christmas gift event. We are proud of our long-standing partnership with Our Just Future.

At each guild meeting, Susan will have her red wagon available for your donations to Our Just Future. Items are delivered to the Women's Shelter, and they disperse items to the Lilac Family Shelter as appropriate.

https://www.amazon.com/hz/wishlist/ls/K8EMCZG3KQZ3?ref_=wl_share

DONATE NEW ITEMS TO EMERGENCY SHELTERS

We'll accept some gently used items in certain situations. Contact volunteer@ourjustfuture.org or (971) 806-7789 for more info.



CLOTHING Undergarments, Pajamas & Outerwear

DIAPERS & WIPES

BED LINENS Sized for Cots, Twin, Full & Queen

HYGIENE ITEMS Dental Care, Hair Care & Lotion

PET SUPPLIES Food, Toys, Bowls, Collars & Cleaner

OUR JUST FUTURE



24's a CHARM
Add variety to your stash by trading quilt shop quality 5" squares.
This month's color is yellow

- August: **YELLOW**
- September: **TURQUOISE**
- October: **ORANGE**
- November: **GREEN**
- December: **PURPLE**
- January: **RED**

Creating 5" Charm Squares
How Much Fabric You Need and How Many it Creates

	Fabric Size	Amount Created
	1/4 Yard	8 Squares
	1 Fat Quarter	12 Squares
	1/2 Yard	24 Squares
	3/4 Yard	40 Squares
	1 Yard	56 Squares

BRIGHTLINEN.BLOGSPOT.COM

It's time to be charmed by all the new 5" squares you discover in your bag!

- Write your name on the bag.
- Fill it with your yellow squares.
- Drop it off by 7:15 PM.
- Collect your new squares at the end of the meeting.

Things to remember:
Quilt shop quality fabric, no selvages, cut on-grain only.
Be sure to use fabric you would love to receive!
You may participate any month you wish. We can't wait to see how you use your new stash of charms.

Virginia O'Donnell
Virginia Lamoreaux
Lisa Rhuman

BOTTLE DROP

Current Balance

\$228.15



YOU CAN PICK UP MORE
BOTTLE DROP BAGS
AT THE MEETING

What size quilt can I make with a Charm Pack?
(Based on 5" squares, 42 per charm pack.)
Quilt sizes do not include borders, add borders or more squares for drop.

Size	Layout	Finished (inches)	Squares	Charm Packs
Crib	6 x 7	30 x 35	42	1
Twin	8 x 15	40 x 75	120	3
Full	11 x 15	55 x 75	165	4
Queen	12 x 16	60 x 80	192	5
King	16 x 16	80 x 80	256	7
King	18 x 18	80 x 90	288	7

www.sassyquilter.com

Questions? contact Lisarhuman@gmail.com

SUPPORT OUR BUSINESS MEMBERS

Craft Warehouse

Gresham Station Shopping Center
687 NW 12th St, Gresham, OR 97030
503-907-3137
www.craftwarehouse.com Facebook

Feather Your Nest Quilt Store

Kris and Abbi Howatt
130 N. Main Gresham, OR 97030
971-220-0936
FeatheredNest97030@gmail.com
featheryournestquiltstore.com
etsy.com/shop/FeatheredNest97030

Heidi's Garden Quilting

Heidi Oliver
16474 Swan Ave, Oregon City, OR 97045
503-421-4327
jrtluv@comcast.net
heidisgardenquilting.com
Facebook

Loli's Dream Quilting

Linda Mosher
lmosher1234@gmail.com

Marie's Custom Quilting

Marie Anderson
59 NE 3rd St, Gresham, OR 97030
503-481-5117
marieandersono@hotmail.com
mariescustomquilting.com
Facebook

Moravec Family Quilting

Jeanette Moravec
5288 SE El Centro Way, Milwaukie, OR 97267
(319) 427-0138
moravecfamilyquilting@outlook.com

My Quilting Loft

Kristi Villani
253 E Historic Columbia River Hwy, Troutdale, OR 97060
971-231-5638,
kristi@myquiltingloft.com
myquiltingloft.com
Facebook, Community Facebook Group

Nine Patch Quilting

Nancy Goldsworthy
503-256-0746
ninepatchquilting@comcast.net
www.ninepatchquilting.com

Save Stores

1900 McLoughlin Blvd, Oregon City, OR
503-655-4414
6701 SE Foster Rd, Portland OR
503-775-7283
savestores.com
Facebook

Shepherd's Garden Quilting

Rebecca Tellez
775 NE 9th St, Gresham, OR 97030
503-888-3415
rebecca@shepherdsgardenquilting.com
shepherdsgardenquilting.com
Facebook

Women-SEW Global Foundation

LaVerne Lewis
3604 SE Powell Valley Rd #324
Gresham, OR 97080
503-674-2574
lavelnel@womensewglobalfoundation.org
womensewglobalfoundation.org
Facebook

Classified Ads

Have something quilt related to sell? Advertise in our newsletter for only \$5 a month.

Welcome to our Quilt Store!!

We love helping you with Fabrics, Notions, Classes and so much more!

Amazing Sewing Machine, Serger and Long Arm Service with our fabulous technician Aaron! Any and all brands are welcome.

Long Arm Quilting Services available! Edge to Edge Quilting. We square it up for you when done and there is no additional charge for threads.

Quilting Delights Call us (503) 658-1600 or visit online at quiltingdelights.com

Invented for Quilters by a Quilter

Check out our most recent Mark It Eight!! Marking Ruler for Half Square Triangles.

Let us help you simplify your quilting life!

Watch our informative videos on www.youtube.com/quiltingdelights

\$20 off any Machine Service – No Limit on the number of machines! Guaranteed 3 day Turnaround or your service is FREE!

For all you wonderful Mt. Hood Quilt Guild Members During the months of May & June

*25% off 1 cut of fabric
*10% off all regularly priced items

Make It Eight!! Marking Ruler

Quickly and easily mark and sew Half Square Triangles. Then use your favorite ruler to Square Them Up!! We LOVE the Bloc Loc™ Rulers

No more moving your ruler! No more guessing at the correct angle. No more making one HST at a time. No more Triangle Paper!! Just mark and sew.....

One color, scrappy and so much more!! Charm Pack (5" Squares) and Layer Cake (10" Squares) friendly!

Let us help you simplify your quilting life!

Quilting Delights Introductory Pricing \$29.95 Each \$5 Shipping in the USA Buy 2 & Shipping is FREE in the USA!

Call us at (503) 658-1600 or order yours online at www.quiltingdelights.com

Invented for Quilters by a Quilter

Watch our informative videos on www.youtube.com/quiltingdelights

- *12" Marking Ruler for marking 5 to 8 Half Square Triangles at a time.
- *Proudly Made In the USA.
- *12" Square with rounded corners and 8 marking slots.
- *Works well with Sew Line Mechanical Pencils, Frixion Pens and Blue Bohin Washaway Pens.
- *Non-slip coating on the back holds onto the fabric when marking.
- *Includes multiple block and quilt patterns ready for you to download.

lost....

Linda Shaul took a green wagon to the Summer Sale. Somehow, it disappeared!

Please contact her if you know where it is.

503 805 8992

also.....

Susan is missing a 4' table used at the sale, "Ainsworth" is written on the underside.

Please contact Susan Ainsworth Smith 503 577 1434

JOIN US

WE WANT YOU **AVAILABLE NOW**

THE NO-ARM ARMY

LOOKING FOR MORE DOMESTIC MACHINE QUILTERS WHO WANT TO DEVELOP THEIR QUILTING SKILLS

PICK UP A QUILT KIT AT THE BACK TABLE PRACTICE WITH YOUR FREE-MOTION OR WALKING FOOT

NO LONGARM NEEDED **NO MID-ARM NEEDED**

Contact communityoutreach@mt Hoodquiltguild.com