

DECEMBER 2021

Mt. Hood
Quilt
Guild



News from the Hood

**NEXT MEETING
DECEMBER 14TH**

7:00 pm

Mountainview Christian Church / Zoom

OFFICERS & COORDINATORS

President:

Becky Caputo 503-665-4087
president@mthoodquiltguild.com

Vice President:

Dottie Miller 503-658-1852
vicepresident@mthoodquiltguild.com

Treasurer:

Ann Marie Rears 503-784-0089
treasurer@mthoodquiltguild.com

Secretary:

Linda Gaudette-Sigel 503-704-7672
secretary@mthoodquiltguild.com

Membership Chair:

Debra O'Donnell 503-504-2354
membership@mthoodquiltguild.com

Community Outreach Coordinator:

Delleen Kompkoff 503-575-8327
communityoutreach@mthoodquiltguild.com

Small Group Coordinator:

Susan Ainsworth Smith 503-577-1434
smallgroups@mthoodquiltguild.com

Challenge Coordinator:

Lori Oathes 503-329-1707
challengecoordinator@mthoodquiltguild.com

Newsletter Editor:

MHQG Board
newsletter@mthoodquiltguild.com

Web Editor:

Debra O'Donnell 503-504-2354
membership@mthoodquiltguild.com

Quilt Show Chair:

Pat Miles 503-252-2727
quiltshow@mthoodquiltguild.com

AdHoc Chair:

Laura Rom 971-244-2304
Adhoc@mthoodquiltguild.com



President's Message



"It's beginning to look a lot like Christmas!"

It truly is beginning to look a lot like Christmas; now that Thanksgiving has passed. I had the joy of dropping off 16 Christmas/ holiday themed quilts at Mt Hood Medical Center a few days ago!! THANK YOU to those who helped get those cheery charity quilts ready to donate.

I know this season can be typically busier than other seasons. I hope you all find joy in the fun and sparkle of the holiday season. I hope you are able to reconnect with family and friends who you may not have seen last holidays as COVID altered so many things for us all. I pray your times together are sweet and full of cherished memories with those you love.

Happy Holidays to each and every one of you,

Becky Caputo
President





Vice President's Message



No Bah Humbugs Here!!

December's Guild Meeting is the perfect time to celebrate with friends and fellow quilters. This holiday meeting features fun Make-n-Take crafts, social time, Quilt Bingo, and a special gift. Be on the lookout for your email invitation with special instructions for both in-person and Zoom participants.

Remember, no food or beverages this year.

Cheers!!

Dottie

Vice-President



December Birthdays

Colleen Anthony	12/1
Gabrielle Gibson	12/5
Jeri McLellen	12/7
Louise Bird	12/8
Barbara Hundahl	12/9
Heidi Oliver	12/11
Bev Meyer	12/13
Sarah LeCain	12/14
Helen Bushue	12/14
Stephanie Harland	12/22
Martha Bachler	12/23
Carol Peters	12/24
Rebecca Tellez	12/24
Carol Powers	12/26
Nancy Toupin	12/30



Treasurer's Report October 31, 2021



Opening Balance	\$ 23,507.13
<u>Income</u>	
Class registration	150.00
Interest income	0.59
Advertizing	5.00
Dues and Guest Fees	75.00
T-shirt Sales	75.00
Donations	75.00
Commission Skip-a-week	20.00
Total Income	\$ 400.59
<u>Expenses</u>	
Computer & internet expenses	2.98
Class expenses-Teacher fee	616.80
Comfort Quilt Supplies	219.50
Total Expenses	\$ 839.28
Current MHQG Balance	\$ 23,068.44
Less Restricted Funds	
Charitable activity	3,983.92
Electrical cord grant	250.00
	\$ 4,233.92
Net Balance	\$ 18,834.52
Petty Cash	\$ 101.58




Message from Membership



Our November meeting with speaker Peggy Gelbrich from yellowhousequilter.com was well attended by 58 In Person members and 21 Zoom participants. We had 1 new member and 2 guests. Personally, I was very moved by the evening's topic of signature quilts. The story told through quilting of a young, newly married woman traveling west to a homestead and suffering so alone there had me in tears! The moral of the story is to always label your quilts so the history of all our hard work and creativity will live on.


Looking forward to having fun together at the December meeting,
Debra O'Donnell- Membership Chair



BOARD MEETINGS

We welcome any guild member who would like to join us at our board meetings!

At the moment we are Zooming the Tuesday 2 weeks prior to the general meetings at 6:30PM. You can find the newly updated Zoom calendar on the Members Only page on the website or if you are interested in reading the minutes of the meeting that is where they are as well. Next meeting is Dec.28th.



Show and Share

For December Only

There will be no in person show and share at the December meeting. Please either bring your new finishes to share at the January meeting or send a photo to website@mthoodquiltguild.com to be included in the monthly slideshow on our website.

[Here's a link to last month's gallery.](#)

Coming Soon

MHQG Quilt Show 2022 Info!

Time to start thinking about how you'd like to help and what you'd like to enter. How exciting!


Small Groups

Looking for Volunteers

We're looking for about 12 volunteers to help with a project Colleen Anthony, Susan Kubler, and I have been working on. We will be sewing tops out of kits we've already cut, and will be building kits to move on to the quilting process. We'll be doing this on January 29th and could use your help!

There will be the following work stations set up to streamline the process:

- Cutting (fabric & batting)
- Sewing
- Piecing backs
- Bundling kits
- And more!



We will provide donuts & coffee, and will have a runner go out at lunchtime for sandwiches (firehouse subs?) Please contact me for more info, or to volunteer! Susan Ainsworth Smith 503-577-1434 or email: smallgroups@mthoodquiltguild.com

Open Sew

We returned to meeting via Zoom, on the 1st Sunday of each month, our next meeting is December 5th. The link to join on Zoom is on our website in the small groups section and on the calendar

Machine Embroidery Group Forming

There will be an organizational meeting, via Zoom, on December 16th, at 11:00 a.m.

Please join Carol Sandberg to help get this group started!

Here is the link to the Zoom information on the guild website calendar:


[Click Here](#)

[Click here to view all small groups](#)

The secret
word is:
needle



Block of the Month



DECEMBER – SPECIAL CALL FOR BLOCKS

At the last guild meeting I announced no BOM for December. **BUT** that was before I got a call about an **urgent** need for bereavement quilts for the Veteran's Hospital in Portland. Veterans are very near and dear to me, so I thought I would challenge our amazing guild members to help out with this need.

The American Legion Auxiliary and Quilts Of Valor reached out because they are working together to meet a need for quilts to give to family members of veterans as a form of comfort. So to help with this need, the CHALLENGE for December is to make one or more 12" patriotic red/white/blue quilt blocks to bring to BOTH the December and January guild meetings. If you can only do one, month, that works too. The block can be any design, but we have a free pattern at the link below. If you are attending these meetings by Zoom, I can arrange a pick up/drop off for the blocks. NOTE: We will have a raffle drawing for those who bring in blocks, and the prizes will be a quilty surprise, because the blocks will be used for veterans quilts.

THANK YOU!

See this link below to a [free pattern](#) for a quilt block pattern to use for this challenge. Any questions, please email or call me @

ChallengeCoordinator@mthoodquiltguild.com or 503-329-1707

Please contact me if you have a quilt that is ready, or mostly ready to be donated.

Any size quilt will work, and lap size is ideal for this project.





Block exchange.....Block of the month.....Friendship blocks, oh no!

Three things that allow a "quarter-inch" seam allowance to be interpreted in a variety of ways! I usually have too many other projects going for Community Outreach to take the time and make a few blocks to exchange with others. More orphan blocks? Um, No Thank You. Frequently though, I get an opportunity to get creative with a pile of blocks made by different people.

When the winning name was called last month, I discovered that I would get custody of the Disappearing 9-Patch blocks that were won by Ruth. The easy thing to do would be to put them in a plastic bag with additional fabric, and let them sit on the back table for someone else to take custody! Instead, I got busy, and made two donation quilts in my go-to way---**OnPoint** (it's not just a credit union).

For some reason, sashing all those blocks is less appealing to me than cutting a bunch of alternate solid blocks and some setting triangles. It's a great way to stretch a small number of pieced blocks into something quilt-sized in a fairly quick way. I could make both a baby size and a Passage size quilt from the blocks that many of you made. Still more extra blocks were used in a row quilt of orphan blocks from Martha.

There is dreaded math involved in determining the size of triangles for **OnPoint** quilts. At my age, I usually top out at 5th grade level math and don't have time for story problems! I rely on a chart made by someone else to get the right size cut. I've pinned my chart in Pinterest, so it is handy. If you need a chart as well, here are links that will help.

<https://quiltville.com/onpointsashingspf.html>

https://www.allpeoplequilt.com/sites/allpeoplequilt.com/files/uploads/cutting_setting_squares_and_trianges.pdf

I'm always pleased with the finished quilts when I set random blocks **OnPoint**. Is it ironic that my Credit Union name is also a quilting method I like to use? I will "show and share" my quilts so you can spot your blocks. Thanks for participating in the exchange, and helping to get 3 more quilts out into the community. Thank you to Lori for the plan, and thanks to Ruth and Martha for sharing. Oh, and I have custody of a lot of other orphan blocks if you would ever like to play with them. Holiday Blessings to you and your family.

~Delleen



Bottle Drop
Current Balance \$148.30

A photograph of several blue plastic bags filled with bottled water, stacked together.

Fabric Finds
Make a Donation
Table
November Meeting
total \$59.00

MEETING NOTES

November 9, 2021
Mt Hood Quilt Guild
Member Meeting

Becky started the meeting at 7:01pm. She reviewed the Covid Indoor Mandates. There are door prizes for in-person and zoom members.

Dottie introduced the speaker: Peggy Gelbrich. Peggy was one of the women who started the Coffee Creek Quilters with the women incarcerated at Coffee Creek. Peggy's talk tonight will focus on signature quilts. They Left Their Signatures- The History of Signature Quilts by Peggy Gelbrich.

Label/Name/Document your quilts

Signature quilts provide clues and preserve history

the 1800's were the Era of Sentimentality

Pre civil war= pen/ink after the civil war=embroidery

Types of signature quilts: Album, Presentation (recognizing someone), Friendship, Crazy, Fundraising/Raffle

Quilting Bee's and Westward movement signature quilts brought special memories

She ended with a show and share of signature quilts from the 1800's to current. Members also showed their signature quilts.

Announcements:

- In January there will be some Board positions open: President, Membership and Quilt Show Chair for the Fall 2022 Quilt Show.
- There are 61 members at the meeting tonight and 21 on zoom.
- Lori Oathes: BOM (Block of the Month) for November= Ruth Hoffman won the blocks and Mary Nelson won the sticker. There will not be a BOM for December. The next BOM will be for January and it will be on the website. Also on the website are the previous POM (Project of the Month)- check them out.

The Birthday drawing winner is: Carol Sandburg.

Show & Share; If you are on zoom you can submit your Show & Share picture to:

website@mthoodquiltguild.com. If you are in person a picture will be taken of your Show & Share.

All the pictures will be on the website so it will be like a mini quilt show each month.

The meeting ended with the in-person Show & Share.

Becky ended the meeting at 8:26pm.

Respectfully submitted by
Linda Gaudette-Sigel, Secretary



Human Solutions is in need of the following items:

- Socks and underwear
- Diapers , size 5 & 6
- Baby wipes
- Hygiene items
- Hand sanitizer
- Bedding, twin and queen
- New shower curtains
- New/gently used bath towels
- Healthy, non-perishable snacks

For more info, contact Sherri Phillips 503-894-3726,
sphillips@humansolutions.org

x x x x x x x x x x x x x x x x
 x
 x Garfield x
 x Skip-a-Week x
 x will be with x
 x us at the x
 x December x
 x meeting. x
 x
 x x x x x x x x x x x x x x x x

Have something quilt related to sell?
 Advertise in our newsletter for only
 \$5 a month.



DO YOU MAKE

DOG BEDS?




Lots of scraps to use!

CONTACT DELLEEN

At Stitching Comfort

MHQG T-shirts



For Sale at the Meeting for \$15.00

Contact Dottie if you need one, but won't be attending.

Support our Business Members

Coast to Coast Fabric

Janet Novak
3583 NE 218th Ave, Fairview, OR 97024
503-572-8679
coasttocoastfabric@gmail.com
Facebook
Coast to Coast Fabric on Etsy

Craft Warehouse

Gresham Station Shopping Center
687 NW 12th St, Gresham, OR 97030
503-907-3137
www.craftwarehouse.com Facebook

Crafty Staci

Staci Wendland
craftystaci@gmail.com
craftystaci.com
Facebook

Domke Farms

36801 SE Proctor Rd. Boring, OR 97009
662-380-3743
sewfabamy@gmail.com
domkefarms.com
Instagram

Heidi's Garden Quilting

Heidi Oliver
16474 Swan Ave, Oregon City, OR 97045
503-421-4327
jrtiluv@comcast.net
heidisgardenquilting.com
Facebook

Kelly Creek Studio

Longarm Machine Quilting Service
Susan Ainsworth Smith,
503-577-1434
sainsworthquilts@gmail.com
Facebook & Instagram

Marie's Custom Quilting

Marie Anderson
59 NE 3rd St, Gresham, OR 97030
503-481-5111
marieandersono@hotmail.com
mariescustomquilting.com
Facebook

My Quilting Loft

Kristi Villani
253 E Historic Columbia River Hwy, Troutdale, OR 97060
971-231-5638,
kristi@myquiltingloft.com
myquiltingloft.com
Facebook, Community Facebook Group

Nine Patch Quilting

Nancy Goldsworthy
503-256-0746
ninepatchquilting@comcast.net
www.ninepatchquilting.com

Save Stores

1900 McLoughlin Blvd, Oregon City, OR
503-655-4414
6701 SE Foster Rd, Portland OR
503-775-7283
savestores.com
Facebook

Shepherd's Garden Quilting

Rebecca Tellez
775 NE 9th St, Gresham, OR 97030
503-888-3415
rebecca@shepherdsgardenquilting.com
shepherdsgardenquilting.com
Facebook

Women-SEW Global Foundation

LaVerne Lewis
3604 SE Powell Valley Rd #324
Gresham, OR 97080
503-674-2574
lavernel@womensewglobalfoundation.org
womensewglobalfoundation.org
Facebook

