

# Mt. Hood Quilt Guild



## News from the Hood



February 2020

Next meeting: February 11 at 7pm

### *President's Message*

That was a close call last month. Our attendance was a little light because of the weather and many of you missed Virginia O'Donnell's fabulous presentation of her quilt journey. What an amazing show of her extraordinary quilts it was! I am sure Donna was relieved we weren't snowed out and she could turn over the reins to me. Thank you Donna for your calm and steady leadership this past year. I am just hoping crises will be at a minimum for the next 12 months.

I've been listening to a wonderful podcast, The Happiness Lab with psychologist Dr. Laurie Santos. We all know that happiness levels increase with social interaction but not just with family and friends. Talking with strangers also increases our happiness. This has been my New Year's resolution (first one I've had in many years). And you know what? It really works. So let's put science to a real life test at our next guild meeting and talk to a stranger, perhaps a familiar stranger. Someone you recognize, even smiled at but haven't had a conversation with. Revive the art of small talk, sit next to someone you don't know and learn something about one of our fellow guild members.

*Memories Part One by Patricia Everson*

*Sit down and I'll tell you a story  
Wrap yourself up in my quilt.  
Here's a cup of my coffee  
The wood stove is filled to the hilt.*

*Quilting is more than a hobby.  
To me it is a record of life,  
Recording for me all the good times,  
Remembering for me all the strife.*

Wendy Sternberg, President

### OFFICERS & COORDINATORS

**President:**

Wendy Sternberg 503-853-5595  
president@mthoodquiltguild.com

**Vice President:**

Linda Shaull 503-661-6017  
vicepresident  
@mthoodquiltguild.com

**Treasurer:**

Laura Rom 971-244-2305  
treasurer@mthoodquiltguild.com

**Secretary:**

Ann Marie Rears 503-784-0089  
secretary@mthoodquiltguild.com

**Membership Chair:**

Debra O'Donnell 503-504-2354  
membership@mthoodquiltguild.com

**Charity Quilt Coordinator:**

Delleen Kompkoff 503-575-8327  
communityoutreach  
@mthoodquiltguild.com

**Small Group Coordinator:**

Linda Gaudette-Sigel 503-704-7672  
smallgroups@mthoodquiltguild.com

**Challenge Coordinator:**

Lori Oathes 503-329-1707  
challengecoordinator  
@mthoodquiltguild.com

**Newsletter & Web Editor:**

Staci Wendland 503-319-2860  
newsletter@mthoodquiltguild.com  
website@mthoodquiltguild.com

**Quilt Show Chair:**

Pat Miles 503-252-2727  
Pat Curtis 503-953-5170  
quiltshow@mthoodquiltguild.com

**Retreat Coordinators:**

Barbara Belgrave 503-421-8496  
Nina Gilliland 405-473-5838  
retreats@mthoodquiltguild.com

**Open Sew Coordinator:**

Susan Ainsworth Smith  
503-577-1434  
opensew@mthoodquiltguild.com

## Vice President's Message

Hello Fellow Quilters. I have been busy collecting a lot of my stash together to sell at our stash buster sale in March!! This month we will have Mr. Domestic as our speaker.



### Free Table!

Visit our free table! Please feel free to bring items you no longer can use but are in good condition. If you bring something and it fails to find a happy home, then you will be responsible to take it at the end of our meeting.

**If you'd like to include something in the newsletter, please send it to [newsletter@mthoodquiltguild.com](mailto:newsletter@mthoodquiltguild.com) before the 25th of the month. After that date, the newsletter for the next month is finished and closed. Thanks!**

## Calling All Longarm Quilters!


We have charity quilt bundles ready for you to quilt!

The bundles include a top, backing and batting, and are a bit bigger than the usual charity size (40" x 60")

Help us out by taking a bundle! They are available at the Stitching Comforts table, or you can check with Susan Ainsworth Smith or Colleen Anthony.

### Quilt Trivia

According to the Guinness Book of World Records, the largest patchwork quilt ever created measured 270,174 square feet (over 6 acres). It was made in Portugal and was called Manta da Cultura (Patchwork for Culture).



Secret word:

# Template

...and here's a bonus secret for you—click on the quilt on the upper right corner of page 1 to get the free pattern for that quilt!

## *Mt. Hood Quilt Guild Minutes*

January 14, 2020

President Donna Taylor opened the meeting at 6:58 by thanking everyone for showing up despite the weather. She said she was glad to hear the buses going this morning when she woke up since it meant the weather would cooperate for our meeting. She did warn that February weather can also be tricky so members needed to pay attention to Facebook and whether the Gresham-Barlow School District was open.

Vice President Linda Shaull came up to introduce MHQG member Virginia O'Donnell, our speaker for the evening. Virginia is a Master Quilter who has ONLY been quilting for 65 years. She studied Home Economics at Oregon State and comes from a family of quilters. Her dad made each of her siblings a quilt while he was healing from a broken back which she still has. And she showed a copy of the quilt she made for her first child to give to his grandchild, her first great grandchild. Virginia entered her first quilt show in 1989 and has continued to enter shows and go to conferences, earning awards, both locally and nationally, and learning new skills. Over the years, Virginia was featured artist in the Oregonian and received numerous commissions to make quilt hangings for churches and hospitals. In closing, Virginia gave a summation "To sum up my quilting life, I love learning something new with each piece, and though I appreciate the awards, the making of the quilt must please me, and I appreciate all of the quilters that have been beside me on my journey. It wouldn't have been the same at all without you, my quilting friends."

After the presentation, Donna asked for nominations of the open Guild officer positions. Wendy Sternberg was nominated for President and Debbie O'Donnell for the Membership Committee. As no more nominations were forthcoming, a vote was taken and both positions were passed unanimously. Positions will be effective as of the next meeting. The Guild is still looking for another person for the Membership Committee. Donna also invited all members to the monthly Board meeting the first Tuesday of the month at Heidi's at 7:00 p.m.

Delleen got up to say that there were a lot of quilts and fabric in the back for members to work on Comfort quilts.

Sue Ainsworth Smith talked about the upcoming Stash Shuffle on National Quilt Day, March 21st. A limited number of tables will be available to members wanting to sell their extra stash or quilting notions. Tables will be \$20 for members and may be available to non-members at a later date. There will also be a jelly roll workshop followed by a jelly roll race in the afternoon. Like the tables, space is offered to members first and if space is available it will be offered to non-members.

After the break, Pat Miles, who is heading up the Traveling Quilters group, mentioned that they were have trouble getting people to come. So anyone interested can meet prior to next month's guild meeting at 6:30 p.m. in the NW corner of our room, by the stacked chairs, so an email list can get started. Some possible trips are a shop hop next month and a trip to the Albany Quilt Show.

Lori Oathes announced that there were 26 blocks of the month turned in and was quite happy to see that many for the first month. With that many blocks turned in, two names were drawn. Jere Barrett and Kim Simmons each took home 13 blocks.

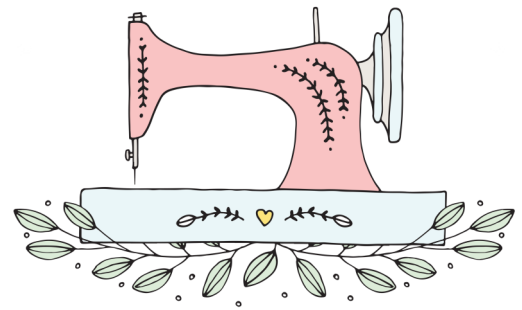
Debbie Stoffer reiterated that we still have a car pool list. Seven members were listed willing to offer rides and one non-member would like a ride so she could join the guild. Debbie also said that the Guild was once again collecting flannel pillowcases for Pink Sistas. They will be accepted at February and March meetings, and presented in April. The Guild is also still looking for someone to assist on the membership committee.

The meeting was adjourned at 8:00p.m.

Respectfully submitted by Ann Marie Rears

## First Sunday Open Sew

When: February 2nd  
Where: Parkview Christian Retirement Community  
1825 NE 108th Ave, Portland, OR 97220  
Community Room  
Time: 11:00 a.m. to 3:00 p.m.  
Cost: \$5



Bring your sewing machine and notions needed for your projects, including rulers and cutting mat. We have 2 ironing boards and 2 irons. I have several long extension cords, it is helpful if you bring your own plug strip. Bring a sack lunch, or there are several eateries on Weidler. There is a small parking lot or street parking.

**IMPORTANT NOTE:** There will be construction at Parkview until about April 2020. There will be times that the parking lot will be closed, or we will have to park further out and come in the back entrance. I will pass on any information given to me about possible changes.

This is a great time to work on UFOs, get help with a challenging project, bind your quilts, work on donation projects, or you can bring your hand work. Come join us! If you arrive at 11:00 a.m., please be prepared to help set up tables and arrange cords, etc.

### Garfield Skip-a-Week Quilt Club tables at MHQG!

Come visit the tables for some really good deals! Remember the money made from the two tables goes to both clubs, 60% to SAW and 40% to MHQG.

## Treasurer's Report

Opening Balance – Checking	\$17,369.03		
Deposits:		Expenses:	
Dues and Guest Fee	\$150.00	Meeting Rental	\$300.00
Donations	\$5.00	Door Prizes	\$26.01
2020 Retreat Registrations	\$20.00	Insurance	\$273.00
Open Sew Dec/Jan	\$60.00	New Checks	\$22.74
Skip-a-week Commission	\$48.40	Google Suite	\$20.00
<u>Total Income</u>	<u>\$283.40</u>	<u>Square Space annual fee</u>	<u>\$20.00</u>
		Total Expenses	\$661.75
Current Balance	\$16,990.68		
<u>Less 2020 Quilt Registrations</u>	<u>\$3,395.00</u>		
<b>Net Balance</b>	<b>\$13,658.42</b>		
Petty Cash 02/20/2020	\$50.40		



# Stitching Comfort

Community Outreach

**This month, I'm inviting another guild member to write my column for me. It will give you a break from my typical notes about quilts, and give you info about another effort in the community to do good for others. Maybe you can help out too. Those of you who know Becky Caputo may agree that you need a nap after talking to her!! She brings in quilts by the dozens to donate, and learns binding techniques from YouTube. Her energy is contagious, and reminds me of life before I slowed down!! (Yes, I have slowed down!)**

I am a guild member and a 5th grade teacher at Powell Valley Elementary in Gresham. We are learning about world biomes, climate activism, and community outreach that is accessible for 10-11 year olds. We looked into the situation with the Australia fires and found that they have halted the donations of sewn items for those animals.

Instead, I have been in touch with the Multnomah County Animal Shelter and they have a need for snuffle mats and flannel quilts with fleece backing (no batting) for dogs of all sizes. Another teacher and I are looking for donations of fleece (anything that is at least 2"x 15" we can use!!). We will be using pieces that are at least 2'x2' and larger to back quilts or cut into strips for the snuffle mats. Snuffle mats are used to hide kibble, and stimulate the dogs as they search for food.



I want to get every 5th grader in front of a sewing machine so they can learn the basics and help beyond themselves. My timeline is to do this project mid-Feb-March. I will be at the February and March meetings to collect your donations. I also don't want anyone to go out and buy extra fleece or flannel. An important piece of this project is using things that are laying around and being efficient with what we already have in our homes to help others.

Thank you! If you have any questions, my number is (503)665-4087 Becky Caputo

## Human Solutions Donations Needed

Boxes for donations will be in the back near Stitching Comforts.

- New socks & underwear (all genders & sizes)
- Deodorant
- Shampoo
- Hairbrushes
- Soap/Body wash
- Toothbrushes/Toothpaste
- Lotion
- Sanitary Pads



Susan Ainsworth Smith, Human Solutions Liaison

## Small Group Update

We have 2 new Small Group Co-Coordinators, Sue Ainsworth-Smith and Linda Gaudette-Sigel

Appliqué group, **NEEDLE TURNERS**, meets the 3rd Thursday of the month at 10 a.m. at Jackie Parks's house. Contact Jackie for more info. 503-512-7665, [jmillerparks@comcast.net](mailto:jmillerparks@comcast.net).

**SEW HAPPY** small group meets at Laura Rom's house on the 4th Monday of each month from 10:00am-3:00pm. Contact Laura for more info, 971-244-2305, [puma01.laura@gmail.com](mailto:puma01.laura@gmail.com).

Evening small group, **SEWCIAL CLUB**, which meets on the 4th Wednesday evening of each month, is currently full and closed to new members. Contact Debbie Johnsen for more details, 503-680-6494, [debbie.johnsen@yahoo.com](mailto:debbie.johnsen@yahoo.com).

Open! **LAST WEDNESDAY OPEN SEW** meets the last Wednesday of each month from 11:00am to 3:00pm at First Baptist Church, 224 W. Powell in Gresham, across the street from the Gresham post office. Bring a project of your own or work on charity quilts. Contact Nancy Toupin, 503-381-8543, or [nancytoupin53@gmail.com](mailto:nancytoupin53@gmail.com), with questions. Open to new members.

**WOOL GATHERERS** meets the 1st Friday of each month at 10:00am at the Gresham Library. For more info, contact Tomme Fent, 503-674-4464, [tommequilts@gmail.com](mailto:tommequilts@gmail.com)

**PIECEMAKERS** group (general quilting) meets the third Monday of each month from 9:00am-2:30pm at the home of Barbara Belgrave, 503-421-8496. The group is full and closed.

**ALL ABOUT ME** group (machine embroidery) meets the second Saturday of each month from 9am-2:30pm at the home of Barbara Belgrave, 503-421-8496. The group is full and closed.

**THE TRAVELIN' QUILTERS** will now meet at 6:30 before the regular guild meeting, rather than at the library. Contact Pat Miles at 503-252-2727.

If you have formed a small group OR are interested in forming a small group please let one of the coordinators know so we can help you.

Again this year, the guild is collecting flannel pillow cases to be given to breast cancer survivors that attend the free summer Pink Sistas retreats. Its important to pre-wash your fabric so prevent shrinkage after you have sewn the pillow case. They do not have to be pink. The agency is asking for volunteers to sew flannel pillow cases for the participants (60-70) attending this summer. The pattern is posted in the files section on the Facebook page and hard copies will be available at the February meeting.



Only 10 spaces left  
for 2020 Retreat!!!! Please see Barbara  
Belgrave to reserve your spot!!!!



Have you heard about "[Rita's Quilt](#)"? It's a touching story, proving crafters have the most supportive community you can imagine, and that there's a lot of joy to be found there. (thanks to Delleen for the link!)

# Support our Business Members

## Barbara's Bobbins and Threads

Barbara Belgrave, 25525 SE Hoffmeister Rd, Damascus, OR 97089, 503-421-8496  
bjb1955@gmail.com

## Craft Warehouse

Gresham Station Shopping Center, 687 NW 12th Street, Gresham 97030, 503-907-3137  
[craftwarehouse.com](http://craftwarehouse.com) and [Craft Warehouse on Facebook](#)

## Crafty Staci

Staci Wendland, craftystaci@gmail.com  
[craftystaci.com](http://craftystaci.com) and [Crafty Staci on Facebook](#)

## Debbiez Quilting

Debbie Zerkel 3240 SE 152nd Ave. Portland, 97236, 503-762-0231, dbz98236@yahoo.com

## Heidi's Garden Quilting

Heidi Oliver, 16474 Swan Ave., Oregon City 97045, 503-432-4327, jrtluv@comcast.net  
[heidisgardenquilting.com](http://heidisgardenquilting.com) and [Heidi's Garden Quilting on Facebook](#)

## Kelly Creek Studio - Longarm Machine Quilting Service

Susan Ainsworth Smith, 503-577-1434, susan@kellycreekstudio.com  
[kellycreekstudio.com](http://kellycreekstudio.com) and [Kelly Creek Studio on Facebook](#)

## Marie's Custom Quilting

Marie Anderson, 59 NE 3rd St., Gresham 97030, 503-481-5117 marieanderson0@hotmail.com  
[mariescustomquilting.com](http://mariescustomquilting.com) and [Marie's Custom Quilting on Facebook](#)

## My Quilting Loft

Kristi Villani, 253 East Historic Columbia River Hwy, Troutdale, OR 97060  
971-231-5638  
kristi@myquiltingloft.com  
[myquiltingloft.com](http://myquiltingloft.com), [My Quilting Loft on Facebook](#), and [My Quilting Loft Community Facebook Group](#)

## Quilting by the Fence

Tomme Fent, 2152 SE Beaver Creek Lane, Troutdale 97060, 503-674-4464, tommequilts@gmail.com  
[Quilting by the Fence on Facebook](#)

## Save Stores

1900 McLoughlin Blvd, Oregon City, OR 503-655-4414 or 6701 SE Foster Rd, Portland, OR 503-775-7283  
[savestores.com](http://savestores.com) and [Save Stores on Facebook](#)

## Shepherd's Garden Quilting

Rebecca Tellez, 775 NE 9th Street, Gresham 97030, 503-888-3415  
rebecca@shepherdsgardenquilting.com  
[shepherdsgardenquilting.com](http://shepherdsgardenquilting.com) and [Shepherd's Garden on Facebook](#)

We welcome any guild member who would like to join us at our board meetings! We meet the first Tuesday of each month at Heidi's in Gresham at 7pm.

### Upcoming meetings:

February 4th  
March 3rd

If you'd like to read the minutes from the meetings, those can be found [on our website](#). (You'll need the password, found in your email, to access)



## February Birthdays

Suzie Bingham	3
Stacie Phillips	6
RayeAnn Yapp	9
Jayne Dover	11
Weezy Brewer	12
Janet Larson	13
Candy Myers	15
Tricia Crockett	16
Gale Shulz	16
Sandra Broeren	17
Irene Reed	18
Debbie Stoffer	20
Lorraine Kistner	22
Linda Littler	22
Maureen Bittner	24
Laura Mituniewicz	26
Marian Spurlock	27

## Message from Membership

We are happy to report that our membership continues to grow. We received sign ups from 5 new and 1 returning members at the December meeting. This brings our total membership to 178. 76 members attended the December meeting despite threats of inclement weather.

Debra O'Donnell has been elected to take over membership chair. We'll work together for a smooth transition. It has been an honor to serve the guild for the past year

Best,

Debbie Stoffer & Kim Simmons

# Stash Shuffle & Jelly Roll Workshop & Race

Join us on National Quilting Day  
Saturday March 21, 2020  
From 9:00 a.m. to 3:00 p.m.  
Mountainview Christian Church

Free Admission & Parking

## STASH SHUFFLE

There will be many items for sale at Stash Shuffle!

Fabric, books & patterns, sewing/quilting supplies & notions, kits, quilts, UFOs, vintage sewing machines, craft items, yarn & knitting/crochet supplies

## JELLY ROLL WORKSHOP & RACE

Come to the workshop to learn how to use your jelly rolls!

We will have samples of quilts, free patterns, and resources for patterns

Bring your sewing machine & notions/supplies, we'll show you how to sew a jelly roll race quilt

Sign up to compete in a Jelly Roll Race! Prizes will be awarded for 1<sup>st</sup>, 2<sup>nd</sup>, and 3<sup>rd</sup> place teams!



Refreshments will be available for purchase

For more information, or to sign up contact:

STASH SHUFFLE – Susan Ainsworth Smith - 503-577-1434 – [opensew@mthoodquiltguild.com](mailto:opensew@mthoodquiltguild.com)

JELLY ROLL WORKSHOP & RACE – Lori Oathes – 503-329-1707 – [challengecoordinator@mthooquiltguild.com](mailto:challengecoordinator@mthooquiltguild.com)

We have a limited number of tables available for both activities, sign up soon!





# Block of the Month Challenge

Join our newest challenge! Each month we will be doing a new Block of the Month, which will allow quilters of all levels to learn or practice piecing skills, and maybe use some scraps. The blocks will then be raffled off to a lucky winner!

How it works: 1) Make the block following the requirements in the instructions.

- 2) Bring block to the MHQG meeting & turn in.
- 3) Each block gets one entry into drawing
- 4) A name is drawn & blocks are awarded to a winner!

NOTE: if there are a large amount of blocks, more than one winner will be drawn.

The **FEBRUARY BOM** Ombre Heart quilt block measures 8.5" square. (unfinished)

## Fabric:

**Background:** use all the same fabric of good quality white or white low volume

**Heart:** colors are **pink and/or red**. For best ombre effect, use 6 different fabrics for heart.

## Cutting:

**Background:** cut: (4) 1.5" squares, (2) 3.5" squares, (2) 1.5" x 6.5" strips and (2) 1.5"x 8.5" strips

**Heart:** from darkest fabric cut (2) 1.5" x 3.5" rectangles, remaining fabrics cut (5) 1.5" x 6.5" strips in lighter to darker color gradations

## Quilt block assembly:

Hint: for marking diagonal lines, use very light marking pencil or chalk on wrong side so won't show through fabric.

1) Sew together the five 1.5" x 6.5" strips in order of lightest to darkest print. Press towards the dark.

2) Draw a diagonal line on each background 1.5" square. Place one on each end of the dark 1.5" x 3.5" rectangles right sides together. Stitch on the diagonal line, trim and press.



You can find all of the Block of the Month patterns on our website! The March BOM will be posted there prior to the February guild meeting.

[CLICK HERE](#)

# Block of the Month Challenge

3) Draw a diagonal line on wrong side of each background 3 1/2" square. Place on the bottom corner of the strip set created in Step 1 and stitch on the diagonal line. Trim and press. Repeat for other corner.



4) Sew the two dark 1 1/2" x 3 1/2" units (from step 2) together along the short ends to create the top of the heart.

5) Sew the top and bottom of the heart together and press towards the bottom.



6) Finish up: Sew a 1.5" x 6.5" strips right sides together to each side of the heart. Sew the 1.5" x 8.5" strips to the remaining sides. The block should now measure 8.5" square.



(( BUTTONS IN PICTURE ARE  
**NOT** PART OF THE BLOCK ))

ANY QUESTIONS contact Lori  
Oathes 503-329-1707  
mylorio@msn.com

Pattern courtesy of the Crafty  
Quilter [https://  
thecraftyquilter.com](https://thecraftyquilter.com)