
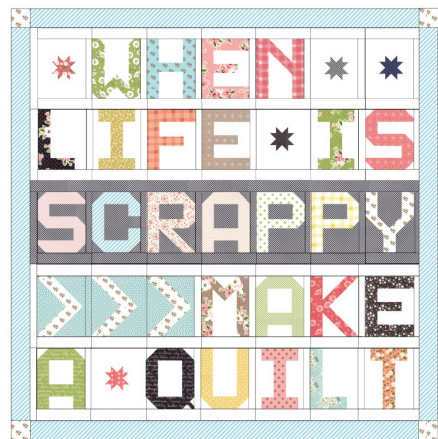


# Mt. Hood Quilt Guild



## News from the Hood



January 2020

Next meeting: January 14 at 7pm

### *President's Message*

I can't believe it's been a year since I became President of the guild. This year has flown by. There were good things and maybe some frustrating things, but I made it though the year and I didn't pull all my hair out!!

I've found a candidate for the 2020 President's position - Wendy Sternberg! Laura Rom, our Treasurer has agreed to stay on for another year. But, we have two open positions we need to fill for 2020. A membership person or persons – you and your best friend can be co-chairs and a small groups coordinator. Please consider filling one of those positions or nominating your best friend! They might not remain your best friend, but maybe they will still be your friend! We will be nominating and voting on the President and hopefully membership person at the January meeting!

I'm looking forward to a fun year in 2020. I've got several trips planned (one being to Paducah Kentucky and the Tennessee area with Barbara Belgrave) and hope to go to a few quilting retreats. I'm pretty sure there are several spots open for our guild retreat next fall. If you've not been before, you should think about coming, we do have a lot of fun. The retreat is just outside Sandy, so it's just a few minutes away (if your forget your sewing machine power cord... someone, it seems always forgets their power cord). I've told Barbara Belgrave and Nina Gilliland (our retreat mothers), I will help out with the retreat, once my President duties are over.

Happy New Year everyone and may your year be fill with lots of fun and lots of quilting! Delleen always has lots of charity quilting you can help out with!

Donna

### OFFICERS & COORDINATORS

**President:**

Donna Taylor 503-720-7439  
president@mthoodquiltguild.com

**Vice President:**

Linda Shaull 503-661-6017  
vicepresident  
@mthoodquiltguild.com

**Treasurer:**

Laura Rom 971-244-2305  
treasurer@mthoodquiltguild.com

**Secretary:**

Ann Marie Rears 503-784-0089  
secretary@mthoodquiltguild.com

**Membership Co-Chairs:**

Debbie Stoffer 503-730-3818  
Kim Simmons 503-351-5963  
membership@mthoodquiltguild.com

**Charity Quilt Coordinator:**

Delleen Kompkoff 503-575-8327  
communityoutreach  
@mthoodquiltguild.com

**Small Group Coordinator:**

Elizabeth Sheely 503-432-7433  
smallgroups@mthoodquiltguild.com

**Challenge Coordinator:**

Lori Oathes 503-329-1707  
challengecoordinator  
@mthoodquiltguild.com

**Newsletter & Web Editor:**

Staci Wendland 503-319-2860  
newsletter@mthoodquiltguild.com  
website@mthoodquiltguild.com

**Quilt Show Chair:**

Pat Miles 503-252-2727  
Pat Curtis 503-953-5170  
quiltshow@mthoodquiltguild.com

**Retreat Coordinators:**

Barbara Belgrave 503-421-8496  
Nina Gilliland 405-473-5838  
retreats@mthoodquiltguild.com

**Open Sew Coordinator:**

Susan Ainsworth Smith  
503-577-1434  
opensew@mthoodquiltguild.com

### *Quilt Trivia*

It was once considered bad luck to include hearts in a quilt made for newlyweds. Tulip motifs were often substituted to symbolize love.

## Vice President's Message

Hello fellow Quilters.

Well the Christmas party went well with only a few burps, the set up was sooo late and we were doing it ourselves, so we got a pretty good break on the fee that night. And I guess someone who did want a mug rug and who didn't bring a gift got a mug rug.....well merry Christmas to whoever did that.

On our January meeting we will have our very own MASTER QUILTER Virginia O'Donnell who will having a trunk show. I'm excited to see all that Virginia offers.

Merry Christmas to all,  
Linda Shaull



### Free Table!

Visit our free table! Please feel free to bring items you no longer can use but are in good condition. If you bring something and it fails to find a happy home, then you will be responsible to take it at the end of our meeting.

## Calling All Longarm Quilters!

We have charity quilt bundles ready for you to quilt! The bundles include a top, backing and batting, and are a bit bigger than the usual charity size (40" x 60")

Help us out by taking a bundle! They are available at the Stitching Comforts table, or you can check with Susan Ainsworth Smith or Colleen Anthony.



### Message from Membership

**We still need someone to take the membership chair position starting in February.** This person sets up the sign in desk at meeting, submits a monthly newsletter article and maintains the excel spreadsheet files for the guild. It works great with two people.

87 regular members attended the December meeting. We hosted 2 guests, and signed up one new member, and one renewal.

Merry Christmas everyone, see you next year!

## Mt. Hood Quilt Guild

### "STASH SHUFFLE"

March 21, 2020

Mountainview Christian Church  
9:00 a.m. to 3:00 p.m.

Rent a table for \$20 and bring your items to sell. Here are some ideas of what to sell:

- Fabric
- Books & Patterns
- Sewing & Quilting Supplies
- Kits, Quilts, UFOs
- Vintage Sewing Machines
- Craft items

We will advertise with other quilt guilds, fabric stores, FaceBook Quilt Groups, etc. Each person renting a table will be responsible for pricing their items, for having change, or accepting checks.

There will be other quilt related activities going on during the Stash Shuffle, stay tuned for more info!

Contact Susan Ainsworth Smith for more info, or to reserve a table - 503-577-1434

## *Mt. Hood Quilt Guild Minutes*

December 10, 2019,

Due to our Christmas party, the meeting started at 6:00 p.m. to have time to get in all the fun. After President Donna Taylor called the meeting to order, some door prizes were drawn. Donna noted that the slide show put together the previous month by Staci Wendland was playing on the screen. This slide show was put together to show all the places and people that our Guild members help out. Donna also reminded everyone about the Gresham Outlook article that was written and asked whether everyone had a chance to read it.

Donna once again reviewed the snow policy. If there is ever a doubt whether the Board Meetings or Guild meetings will be held due to inclement weather, please see our Facebook page or we also follow Gresham Barlow School District. If evening activities are cancelled for Gresham Barlow, then our meetings or activities are also canceled.

There are open positions for Guild Board members. Membership Committee is looking for two people and a Small Group coordinator position is available. Current committee members are willing to work with new volunteers. All members are encouraged to consider these positions.

Donna mentioned the volunteer opportunities available for Human Solutions available prior to Christmas. Several opportunities are available.

The MHQG Board will be back at Heidi's for the January 7<sup>th</sup> meeting.

The new Block of the Month opportunity was explained by Lori Oathes. Members were encouraged to participate with instructions available in the newsletter or handouts on the front table. The block to bring for January is a Floating star. She asked participants to make sure to double check their cutting and seam sizes. She also mentioned the Wednesday Social Club donated fabric to make 19 pillow cases for Human Solutions.

Delleen Kompkoff got up to tell a heartwarming story of the 1019<sup>th</sup> comfort quilt donated. Some ladies from another meeting at the church wandered into our meeting. They were discussing the beautiful quilts and one mentioned that her daughter had lost a small beloved quilt. Delleen overheard and started talking to the ladies. They revealed their families were struggling financially. Delleen ended the encounter giving the very grateful ladies a quilt for the girl who lost her quilt and the rest of the family. They parted after hugs and tears on both sides.

Tomme Fent was approached by Mt Hood Legacy Hospital about getting a fiber artist to do wall hanging. Anyone interested should contact her.

A sumptuous potluck followed with cakes to celebrate donating over 1000 comfort quilts. Names were drawn for the gift exchange and followed by a rousing game of Strip Poker. Great food, friendship and fun capped off the meeting which was adjourned at 8:10 p.m.

Respectfully submitted by Ann Marie Rears

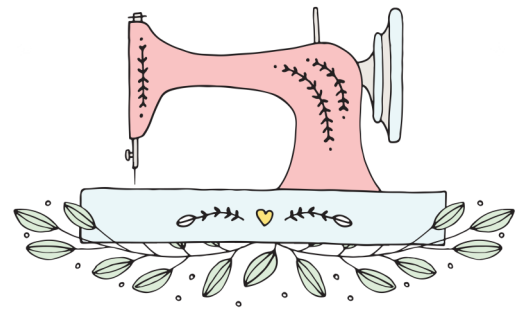
Secret word:

# jelly roll

...and here's a bonus secret for you—click on the quilt on the upper right corner of page 1 to get the free pattern for that quilt!

## First Sunday Open Sew

When: January 5th  
 Where: Parkview Christian Retirement Community  
 1825 NE 108th Ave, Portland, OR 97220  
 Community Room  
 Time: 11:00 a.m. to 3:00 p.m.  
 Cost: \$5



Bring your sewing machine and notions needed for your projects, including rulers and cutting mat. We have 2 ironing boards and 2 irons. I have several long extension cords, it is helpful if you bring your own plug strip. Bring a sack lunch, or there are several eateries on Weidler. There is a small parking lot or street parking.

**IMPORTANT NOTE:** There will be construction at Parkview beginning in late July and will take place until about January 2020. There will be times that the parking lot will be closed, or we will have to park further out and come in the back entrance. I will pass on any information given to me about possible changes.

This is a great time to work on UFOs, get help with a challenging project, bind your quilts, work on donation projects, or you can bring your hand work. Come join us! If you arrive at 11:00 a.m., please be prepared to help set up tables and arrange cords, etc.

### Garfield Skip-a-Week Quilt Club tables at MHQG!

Come visit the tables for some really good deals! Remember the money made from the two tables goes to both clubs, 60% to SAW and 40% to MHQG.

## Treasurer's Report

Opening Balance – Checking	\$17,584.62		
Deposits:		Expenses:	
Dues and Guest Fee	\$50.00	Holiday Party	\$65.98
Donations	\$34.89	Door Prizes	\$20.50
Fabric Strips	\$45.00	Postal Key	\$9.00
<u>Total Income</u>	<u>\$129.89</u>	<u>Insurance</u>	<u>\$250.00</u>
		Total Expenses	\$345.48
		<i>Mountainview payment pending</i>	
Current Balance	\$17,369.03		
<u>Less 2020 Quilt Registrations</u>	<u>\$3,375.00</u>		
<b>Net Balance</b>	<b>\$13,994.03</b>		
Petty Cash 11-20-19	\$68.25		
<u>Name Badge Expense</u>	<u>\$17.85</u>		
<b>Petty Cash 12-14-19</b>	<b>\$50.40</b>		



# Stitching Comfort

## Community Outreach

Here comes another year, and another chance to tackle the UFOs. I love when I can finish up a project that has been ignored for too long. Some of the UFOs and orphan blocks that have been donated by you were turned into 10 kits by Shirley Wilson and Maggie. They work on things every month to finish tops and get blocks organized. I hope you stop by the table to get one of their fun kits. You also may want to try the Hawaiian Box, or the Baby Box.

There was a local office party that collected toys for Randall Children's Hospital in December. When I heard about it, I asked the organizer if she would take some quilts in the delivery as well. With a little time for binding and labels, I was able to send 14 quilts as the last delivery of the year 2019. I'm excited to see the new opportunities that may become available to us in the New Year.

I'd like to thank the board members for the support in celebrating our 1000 quilt milestone. The cakes were beautiful and delicious, the newspaper article was great, and I was thankful we got to see Staci's video on an evening with functioning technology. Thanks also to all the willing volunteers who support our work with time, supplies, and great ideas. We've made a lot of pretty awesome quilts!

### *Human Solutions Donations Needed*

Boxes for donations will be in the back near Stitching Comforts.

- New socks & underwear (all genders & sizes)
- Deodorant
- Shampoo
- Hairbrushes
- Soap/Body wash
- Toothbrushes/Toothpaste
- Lotion
- Sanitary Pads



Susan Ainsworth Smith,  
Human Solutions Liaison

## Small Group Update

We're looking for someone to take over as Small Group Coordinator. If that's you, let us know!

If you have formed a small group, please contact Elizabeth Sheeley so we can include the info in the newsletter.

Appliqué group, **NEEDLE TURNERS**, meets the 3rd Thursday of the month at 10 a.m. at Jackie Parks's house. Contact Jackie for more info. 503-512-7665, [jmillerparks@comcast.net](mailto:jmillerparks@comcast.net).

**SEW HAPPY** small group meets at Laura Rom's house on the 4th Monday of each month from 10:00am-3:00pm. Contact Laura for more info, 971-244-2305, [puma01.laura@gmail.com](mailto:puma01.laura@gmail.com).

Evening small group, **SEWCIAL CLUB**, which meets on the 4th Wednesday evening of each month, is currently full and closed to new members. Contact Debbie Johnsen for more details, 503-680-6494, [debbie.johnsen@yahoo.com](mailto:debbie.johnsen@yahoo.com).

Open! **LAST WEDNESDAY OPEN SEW** meets the last Wednesday of each month from 11:00am to 3:00pm at First Baptist Church, 224 W. Powell in Gresham, across the street from the Gresham post office. Bring a project of your own or work on charity quilts. Contact Nancy Toupin, 503-381-8543, or [nancytoupin53@gmail.com](mailto:nancytoupin53@gmail.com), with questions. Open to new members.

**WOOL GATHERERS** meets the 1st Friday of each month at 10:00am at the Gresham Library. For more info, contact Tomme Fent, 503-674-4464, [tommequilts@gmail.com](mailto:tommequilts@gmail.com)

**PIECEMAKERS** group (general quilting) meets the third Monday of each month from 9:00am-2:30pm at the home of Barbara Belgrave, 503-421-8496. The group is full and closed.

**ALL ABOUT ME** group (machine embroidery) meets the second Saturday of each month from 9am-2:30pm at the home of Barbara Belgrave, 503-421-8496. The group is full and closed.

New group! **THE TRAVELIN' QUILTERS**, meets second Sunday of each month at 2:30pm at the Gresham Library.



## Support our Business Members

### Barbara's Bobbins and Threads

Barbara Belgrave, 25525 SE Hoffmeister Rd, Damascus, OR 97089, 503-421-8496  
bjb1955@gmail.com

### Craft Warehouse

Gresham Station Shopping Center, 687 NW 12th Street, Gresham 97030, 503-907-3137  
[craftwarehouse.com](http://craftwarehouse.com) and [Craft Warehouse on Facebook](#)

### Crafty Staci

Staci Wendland, [crafterstaci@gmail.com](mailto:crafterstaci@gmail.com)  
[crafterstaci.com](http://crafterstaci.com) and [Crafty Staci on Facebook](#)

### Debbiez Quilting

Debbie Zerkel 3240 SE 152nd Ave. Portland, 97236, 503-762-0231, [dbz98236@yahoo.com](mailto:dbz98236@yahoo.com)

### Heidi's Garden Quilting

Heidi Oliver, 16474 Swan Ave., Oregon City 97045, 503-432-4327, [jrtluv@comcast.net](mailto:jrtluv@comcast.net)  
[heidisgardenquilting.com](http://heidisgardenquilting.com) and [Heidi's Garden Quilting on Facebook](#)

### Kelly Creek Studio - Longarm Machine Quilting Service

Susan Ainsworth Smith, 503-577-1434, [susan@kellycreekstudio.com](mailto:susan@kellycreekstudio.com)  
[kellycreekstudio.com](http://kellycreekstudio.com) and [Kelly Creek Studio on Facebook](#)

### Marie's Custom Quilting

Marie Anderson, 59 NE 3rd St., Gresham 97030, 503-481-5117 [marieanderson0@hotmail.com](mailto:marieanderson0@hotmail.com)  
[mariescustomquilting.com](http://mariescustomquilting.com) and [Marie's Custom Quilting on Facebook](#)

### My Quilting Loft

Kristi Villani, 253 East Historic Columbia River Hwy, Troutdale, OR 97060  
971-231-5638  
[kristi@myquiltingloft.com](mailto:kristi@myquiltingloft.com)  
[myquiltingloft.com](http://myquiltingloft.com), [My Quilting Loft on Facebook](#), and [My Quilting Loft Community Facebook Group](#)

### Quilting by the Fence

Tomme Fent, 2152 SE Beaver Creek Lane, Troutdale 97060, 503-674-4464, [tommequilts@gmail.com](mailto:tommequilts@gmail.com)  
[quiltingbythefence.com](http://quiltingbythefence.com) and [Quilting by the Fence on Facebook](#)

### Save Stores

1900 McLoughlin Blvd, Oregon City, OR 503-655-4414 or 6701 SE Foster Rd, Portland, OR 503-775-7283  
[savestores.com](http://savestores.com) and [Save Stores on Facebook](#)

### Shepherd's Garden Quilting

Rebecca Tellez, 775 NE 9th Street, Gresham 97030, 503-888-3415  
[rebecca@shepherdsgardenquilting.com](mailto:rebecca@shepherdsgardenquilting.com)  
[shepherdsgardenquilting.com](http://shepherdsgardenquilting.com) and [Shepherd's Garden on Facebook](#)

We follow the Gresham-Barlow School District schedule when it comes to weather—if they're closed, our meeting is cancelled!



## January Birthdays

Pat Miles	2
Nancy Stathas	3
Debbie Zerkel	3
JoJo Hall	4
Mary Nelson	4
Pat Ostman	6
Terry Gullickson	10
Teri Winston	11
Margaret Terrill	15
Elizabeth Sheeley	16
Patricia Puckett	19
Mary K. Davis	21
Ellen White	25
Kathy Anderson	26
Susan Clay	26
Shirley Vaughan	26
Nancy Barnes	27
Marsha Cole	30

We welcome any guild member who would like to join us at our board meetings! We meet the first Tuesday of each month at Heidi's in Gresham at 7pm.

### Next meetings:

January 7th  
February 4th  
March 3rd

**We still need someone to take the Membership Chair position in February and a volunteer for Small Groups Coordinator, so the January meeting would be a great opportunity to see what that's about and ask questions!**

# Block of the Month Challenge

**Join our newest challenge! Each month we will be doing a new Block of the Month, which will allow quilters of all levels to learn or practice piecing skills, and maybe use some scraps. The blocks will then be raffled off to a lucky winner!**

- How it works:**
- 1) Make the block following the requirements in the instructions.**
  - 2) Bring block to the MHQG meeting & turn in.**
  - 3) Each block gets one entry into drawing**
  - 4) A name is drawn & blocks are awarded to a winner!**

**NOTE: if there are a large amount of blocks, more than one winner will be drawn.**

## **BOM January 2020 – Floating Winter Star block**

This challenge provides practice handling bias edges, sewing 1/4" seams and flying geese.

**Fabric choices:** Think sparkling winter blues. The star will be blue with a white-on-white background. For the blue, please use true blues avoiding teal, turquoise or purple shades and prints with other bright colors- the colors should read as blue.

Makes one 12" Floating Star Block (12 1/2" unfinished)

Background fabric: cut **4** - 4" x 4" squares and **4**- 4" x 5 1/2" rectangles

Star: **1** - 5 1/2" x 5 1/2" square and **8** - 3" x 3" squares

**Construction:** See example pic below. Tips: light starch, and careful pressing helps avoid stretching bias edges.

- 1) Draw a light diagonal line corner to corner on wrong side of all 3" squares.
- 2) Lay down a 4 x 5 1/2" background rectangle with long side nearest you, right side up. Place a 3" star square on bottom left corner- right sides together so line runs diagonal down from left to right. Stitch on the drawn line. Trim off the extra corner piece 1/4" from the seam. Carefully press towards corner. Repeat with another 3" square on lower right side of the rectangle- line should run diagonal down from right to left. Sew, trim & press. Now you have a star point rectangle. Repeat with remaining three background rectangles to complete all four sides of the star points.
- 3) Stitch two star point rectangles to opposite sides of the 5 1/2" square to make a center row. The V of the star point rectangles should point towards the 5 1/2" square after sewn. Try to avoid sewing through the point of the "V". Press towards the center square.
- 4) Stitch a background 4"x4" square to the short sides of the two remaining star point rectangles. This makes two more rows. Press toward the white squares.
- 5) Stitch all three rows together with the row with 5" square in the center, Line up seams- use pins if needed. Try to avoid sewing through points. Press towards center. Your block should be 12 1/2". Do not square up.



For more info, contact Lori Oathes at [challengecoordinator@mthoodquiltguild.com](mailto:challengecoordinator@mthoodquiltguild.com) or 503-329-1707