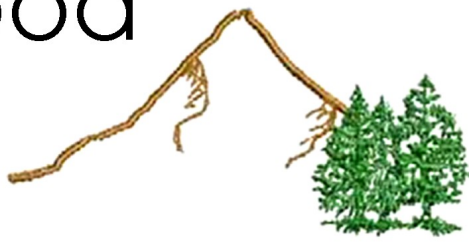


Mt. Hood Quilt Guild



News from the Hood



July 2020

Next meeting: Our July 14th meeting will be online—we'll email a link when it's ready to view!

President's Message

July is a busy month for the guild even though we are still socially distancing. We have our elections for the Vice President and Secretary this month. Stay tuned for how to vote on-line. Our dues is also coming up and there are new ways to continue to support your guild. Forms and mailed in checks are still an easy way to do it and for some of us an even easier way is to use Paypal on our website. To the right of my message is a list of our board members and wonderful volunteers. Please feel free to contact any of us with questions, concerns or ways you could like to contribute to our guild. If any of you have the technical expertise to lend a hand for our on-line meetings and events, let us know.

We are continuing to have our birthday gift card drawings. So far our winners are:

April: Nancy Seltzer

May: Barbara Le Cain

June: Maureen O'Connor

When we meet in person again, I am planning to make up for all the door prizes we have missed out on and hand out the gift cards for the birthdays.

As we move through the "phases" stay safe...socially distance, wear your mask and wash your hands. I miss you all.

- Wendy Sternberg, President

OFFICERS & COORDINATORS

President:

Wendy Sternberg 503-853-5595
president@mthoodquiltguild.com

Vice President:

Linda Shaull 503-661-6017
vicepresident
@mthoodquiltguild.com

Treasurer:

Laura Rom 971-244-2305
treasurer@mthoodquiltguild.com

Secretary:

Ann Marie Rears 503-784-0089
secretary@mthoodquiltguild.com

Membership Chair:

Debra O'Donnell 503-504-2354
membership@mthoodquiltguild.com

Charity Quilt Coordinator:

Delleen Kompkoff 503-575-8327
communityoutreach
@mthoodquiltguild.com

Small Group Coordinator:

Linda Gaudette-Sigel 503-704-7672
Susan Ainsworth Smith
503-577-1434
smallgroups@mthoodquiltguild.com

Challenge Coordinator:

Lori Oathes 503-329-1707
challengecoordinator
@mthoodquiltguild.com

Newsletter & Web Editor:

Staci Wendland 503-319-2860
newsletter@mthoodquiltguild.com
website@mthoodquiltguild.com

Quilt Show Chair:

Pat Miles 503-252-2727
Pat Curtis 503-953-5170
quiltsow@mthoodquiltguild.com

Retreat Coordinators:

Barbara Belgrave 503-421-8496
Nina Gilliland 405-473-5838
retreats@mthoodquiltguild.com

Open Sew Coordinator:

Susan Ainsworth Smith
503-577-1434
opensew@mthoodquiltguild.com

Vice President's Message

Hello Fellow Quilters.

This will be my final letter to you as my term of Vice President . It's been quite a journey and I have enjoyed everyone involved. I spoke to Mountainview Christian Church this week and was told that groups would not be allowed INTO the church until Phase four is implemented, around mid to late Sept. I think we will still be able to have our stash shuffle that Susan Ainsworth Smith is working on.

Thank you
Linda Shaul

The Guild has been given 3 large estate donations over the past few months. We want to get these fabric stashes and supplies into your hands in the safest way possible while we are still not meeting in person yet.

Becky Caputo will be holding a "Backyard Fabric Sale" at her house on July 22nd!! Fabric will be available to buy for your personal stash or take for free if you are sewing charity quilts. This sale is by appointment ONLY to allow for proper social distancing: 5 shoppers per half hour! Please wear a mask, bring your own bag for fabric, and bring cash or check only! Hand sanitizer will be available as you enter Becky's back porch sale.

To schedule your time, please call or text Becky at (503)665-4087 or email her at becky.caputo@gmail.com. She will give you her address when you schedule your time to come to the sale. Becky lives in Gresham in the Powell Valley Neighborhood.

There will also be charity kits available for pick up and a place to bring finished charity tops or kits.

Enjoy this promotional video to get a preview of one of the estates of fabric that will be available on July 22nd!!

<https://www.youtube.com/watch?v=u1VXP99oA7Y>

Kits galore!

We have many items for the sewing pleasure of our members! If anyone would like to work on making tops, machine quilting either on your domestic or longarm machine, we can hook you up!

I have these kits at my house. We have a variety of ways to get these kits into your hands, and to



receive finished items back from you. Contact myself, Becky Caputo, or Delleen Kompkoff for info on how to make arrangements.

Susan
503-577-1434
opensew@mthoodquiltguild.com



Mt. Hood Quilt Guild Minutes

June 9, 2020 VIRTUAL MEETING

Wendy Sternberg opened the meeting explaining the set-up of the meeting. She mentioned that there would be two video presentations links that go along with our meeting that were sent out in an email along with the meeting link.

Wendy thanked all who helped make these meetings possible. She also explained that June 9th is a special day for the Guild as it is our 5th Anniversary. She commented on how much she has learned and how many wonderful quilters she has meet. Wendy went on to explain the new things up on our web page including a donate button and a way for members to sign up and pay for membership dues. She then welcomed a new member and invited everyone to look at our new site.

Wendy talked about the two videos. Since it is interesting to see how everyone sets up their sewing area, Becky Caputo gives a tour of her sewing space. Wendy also invited other members to share videos of their sewing space. Quilting Walk with Becky Caputo
<https://www.youtube.com/watch?v=oJ-B--8b7go>

The second video was a trunk show put together by Tomme Fent. She has a really amazing collection of small art quilts. Tomme's Trunk Show
<https://www.youtube.com/watch?v=evwFquEU398&feature=youtu.be>

Debbie O'Donnell from the Membership Committee talked about renewals. Membership renewal are due the end of July. She said the process is explained in the newsletter but she gave an overview. The preferable way is to print off the membership form found at the bottom of the MEMBERS' AREA on the web page and mail a check to the PO Box listed on the form as no on-line fees would apply. Also on the web page is a new link for MEMBERSHIP RENEWAL AND NEW. Click the link and pick the appropriate box for renewal. This method uses your PayPal account. Treasurer Laura Rom assures everyone that this is very reliable, secure and trustworthy method of payment.

Laurie Oathes welcomed everyone and addressed survey comments regarding Block of the Month and whether we could do something by mail or some other kind of exchange. We are listening to you, but we just haven't figured out if there is anything we could do about that. For right now we are going to continue to do what we are doing. This next BOM is a two part block and it is also a project. This month it is a Churn Dash block. She recommended not using a large scale print, even if there is plenty of contrast. Instructions are on the web site for a 6 1/2" unfinished block. You will be making two blocks instead of one. The second part will be coming next month. Everyone who enters this will be a winner. Also in the survey, a challenge was mentioned. We are talking about that, but haven't decided so stay tuned for that maybe in late summer or fall. Laurie suggested watching the videos and put a plug in for our business members. A lot of them are open but may require masks but at least you can touch the fabric.

Sue Ainsworth Smith came on to talk about Open Sew. Google Meet has been tested as it is something that is available to us through the guild. It will be tried out this Sunday, June 14th. Interested members were instructed to email Sue so an invite could be sent out for a virtual Open Sew.

The retreat was the topic of discussion for Barbara Belgrave, Retreat Coordinator. Barbara gave a description of her job as Retreat Coordinator in a normal year, which this is not a normal year. The first thing to do is to contact the venue with the dates desired. Then the deposit is paid to the venue and a contract is signed. You can form a committee or do it all yourself, as It is very easy to do. Then you take sign ups and deposits from the members. Then on your own or with your committee, you figure out your games and gifts. You will get a lot of ideas for games and gifts and if you take notes, it makes

Mt. Hood Quilt Guild Minutes

June 9, 2020 VIRTUAL MEETING (continued)

the job a lot easier. Then create the retreat packet with all the forms. The meal allergy forms will need to be sent in to the venue and you will decide on meals. You will also need to keep an account of monies spent and received. After the retreat is over you will need to turn in a full account to the treasurer. This year we will have a retreat, but it will be virtual. All cash already paid in will be returned as checks and are being process now. Sign-ups for this year's virtual retreat will be after membership renewals as only members can attend the retreat. If you would like to help on any committees, please let the President or Retreat Coordinator know.

Wendy explained that Laura Rom got a wonderful letter from someone who received one of our community outreach quilts and has been asked to read it to everyone. Before reading the letter, Laura made a note that she would be sending Retreat refund checks to member's addresses on file. If members have moved since membership sign up last year, they would need to let Barbara, Retreat Coordinator, Debbie, Membership or Wendy, Treasurer at the emails listed on the website or newsletter. Then she read the awesome note she received. The writer explained that her husband had passed in April 2020 at Mt Hood Medical Center. When she went in to say goodbye, she said he was covered in the most beautiful quilt she had ever seen. When she left him for the last time, the nurses in the ICU gave her the quilt and she said that she would treasure it always. In the PS, she commented that she would love to come to a quilt show and would like a copy of our newsletters. Laura responded with information on our newsletter and commented on how nice it was hear how much the quilt meant to her. Laura stated how nice it was to hear that what we are doing matters so much to someone.

Wendy then did the Birthday drawing. The winner was Maureen O'Conner. Wendy commented that if we don't meet till fall, she would figure out a way get the Birthday gift cards out by mail.

Delleen Kompkoff remarked how much she is learning about the online meetings. And she complimented Staci Wendland on all the hard work she does on the newsletter and on the web site. Delleen thanked everyone who turned in their survey. Delleen then described a new pattern for masks on YouTube that addresses the size issues. Her information came up on her screen then to show the results of the survey. The total number of personal protection made to date was 4852 masks, 416 ear protectors and 282 caps. She has also been looking at other types of mask patterns. Delleen promised prizes to members returning a completed survey based on a random selection. She then explained her random number selection committee, her granddaughters. Each granddaughter picked a number and Susan, Laura M, and Virginia C all won a packages of charm squares. Delleen then showed pictures and talked about an old TV show called Romper Room. She said she has faint memories of a lady who had a magic mirror and could see all the kids watching and would call out some names. Delleen said she feels like the Romper Room lady but she does not have any magic mirror. So she would like everyone to contact a Board member, talk to other quilters, and let us know what is going on out there. She also gave come tips that will be in the newsletter. And, she showed a new mask pattern that will be shared in the newsletter. It has a flap that folds up and helps prevent glasses from fogging up.

Wendy again invited all members to view the two links of videos and to let her know if anyone would like to join the Board meetings, which are two weeks prior to the Guild meeting.

Staci did the Show and Share followed by Wendy signing off.

Respectfully submitted by Ann Marie Rears

Message from Membership

July is MEMBERSHIP RENEWAL month!



It's super important that we all renew ASAP so plans can be made for upcoming speakers and programs.

We have made it real easy to do this from home as we won't be physically meeting for a while longer.

First, you would just need to decide if you want to pay by mailing a check or via PayPal online. Checks would be preferable to the guild as we don't have to pay any processing fees.

To pay by check you would go to our website and click on the About page from the menu. At the bottom there is a form that you can download, print, fill out and mail with a check to the post office box address on the form. The address is PO box 2376 Gresham Oregon 97030.

This form is here:

<http://www.mthoodquiltguild.org/about>

The second method would be to use your PayPal account. Laura Rom, our treasurer, wants everyone to rest assured that this is a very reliable, secure and trustworthy method of payment. You need have a PayPal account or set up a PayPal account at this time to use this method.

For this method, go to the Menu on the website that says 'Membership Renewal and New'. Click that and choose the appropriate type of form individual or business and hit add to cart. Fill out the form and hit add to cart again and then you can go to the cart which is in a little black box and check out with PayPal. The form automatically comes to us with the information and you're all done!

Here is the link:

<http://www.mthoodquiltguild.org/membership-renewal-and-new>

If you have any questions or concerns, please contact me at membership@mthoodquiltguild.com
Thanks so much!
Debbie O'Donnell

Open Sew

We will have Open Sew on Sunday, July 5, 2020 from 11:00 - 3:00 p.m. via Zoom. We had a lot of fun last month, with only a few technical difficulties!

If you'd like to participate, please send me an email at opensew@mthoodquiltguild.com

Susan Ainsworth Smith
Open Sew Coordinator

I have been able to drop items off at Human Solutions Women's Shelter in East Portland. In addition to the usual socks and underwear, they are in need of the following items:

- Diapers (size 5 and 6)
- Baby wipes
- Hygiene items, as always
- Hand sanitizer (I know!)
- Bedding (twin and queen)
- New shower curtains and new/gently used bath towels
- Healthy snacks like granola bars (non perishable)

There will be a drop off station at Becky Caputo's estate fabric sale on July 22nd. Don't hesitate to call, text, or email me if you have questions. If you'd like to come by my house to drop off or meet me in Gresham, Boring, Damascus, East Portland areas, we can make a plan!

**Susan A-S
503-577-1434
opensew@mthoodquiltguild.com**

Small Groups

Co-Coordinators:

Sue Ainsworth-Smith & Linda Gaudette-Sigel

Appliqué group, **NEEDLE TURNERS**, meets the 3rd Thursday of the month at 10am at Jackie Parks's house. Contact Jackie for more info. 503-512-7665, jmillerparks@comcast.net. This group is open to new members.

THE TRAVELIN' QUILTERS meets at 6:30pm before the regular quilt guild meeting. If you have questions contact Pat Miles, 503-252-2727, pat.miles@earthlink.net. This group is open to new members.

SEW HAPPY small group meets at Laura Rom's house on the 4th Monday of each month from 10am- 3pm. Contact Laura for more info. 971-244-2305, puma01.laura@gmail.com. There are no openings in this group.

Evening small group, **SEWCIAL CLUB**, which meets on the 4th Wednesday evening of each month is currently full and closed to new members. Contact Debbie Johnsen for more details, 503-680-6494, debbie.johnsen@yahoo.com

Open! **LAST WEDNESDAY OPEN SEW** meets the last Wednesday of each month from 11am -3pm at First Baptist Church, 224 W. Powell in Gresham. Bring a project of your own or work on charity quilts. Questions? Contact Nancy Toupin, 503-381-8543, nancytoupin53@gmail.com. This group is open to new members.

PIECEMAKERS group (general quilting) meets the 3rd Monday of each month from 9am- 2:30pm at the home of Barbara Belgrave, 503-421-8496. This group is full and closed.

ALL ABOUT ME group (machine embroidery) meets the 2nd Saturday of each month from 9am-2:30pm at the home of Barbara Belgrave, 503-421-8496. This group is full and closed.

If you have formed a small group or are interested in forming a small group please let one of the coordinators know so we can help you.



Block of the Month Challenge

Join our newest challenge! Each month we will be doing a new Block of the Month, which will allow quilters of all levels to learn or practice piecing skills, and maybe use some scraps. The blocks will then be raffled off to a lucky winner!

How it works:

- 1) Make the block following the requirements in the instructions.
- 2) Bring block to the MHQG meeting & turn in. (for now, hang onto these until we're able to physically meet again)
- 3) Each block gets one entry into drawing
- 4) A name is drawn & blocks are awarded to a winner!

NOTE: if there are a large amount of blocks, more than one winner will be drawn.

The July
block is on
the
website—
[click here!](#)





Hello everyone, I hope you are enjoying the summer weather. Summer hasn't been a busy time for quilt donations in the past, too many other things to do! Since many of us are staying closer to home this year, you may find that you have some time to sew for community outreach.

We got a request from Human Solutions, wondering if our members could make face masks for the people in their programs. Well, I know we've made over 4000 in the last few months, so I'm guessing our members can make them pretty fast, by now!! If you have a few more minutes of time to donate, and still have stash fabric, you might want to help them out. Any masks you have can be dropped off at Susan Ainsworth Smith's house. She will collect them, as well as quilts, underwear, socks, and toiletries, and make a delivery in a few weeks. Now that masks are required in public places, I'm guessing there will be a greater need. Thanks to all of you who help out with this project.

I am slowly figuring out how community outreach can stay active, when we are no longer having meetings at the church. For the next few months, we are going to try a committee approach. You know that Becky and Donna have rescued donated fabric, and planned a sale for members. You may know that Susan has purchased a huge roll of batting, and is ready to share with people who are quilting our tops. She is also monitoring the Facebook page, and coordinating things that arise from there.

I am leaving most of the "people" part of the committee to others for a few months. Collection, distribution, and coordination--that will now be done by some willing committee members. My job for the next couple of months will be to just focus on the quilt tops and fabric that we have accumulated for the last several years. By taking a break from the other tasks, I hope to get caught up with things that have been donated. The first part of June, I got 58 quilts out to agencies. There still is a big pile to finish, but I'm determined to get them done.

For those of you who have been around for awhile, you know I've asked for more quilters to get involved. Probably at most meetings, as well as in each newsletter, I've shared how difficult it is to keep up with the generous number of tops and UFOs that people give us. I'm hoping that this change will allow us to find another way to involve more members in the finishing process. Any tops that come in for the next few months will be handled by the "committee". Before you pass off a top to them, you may just want to quilt it yourself, and save a step for someone else.

I'm very thankful for the help that has been given. If you would like to become more involved, an email is the best way to volunteer. Without the opportunity to connect with small sewing groups and our monthly meetings, this is a challenging time. I am hopeful that by having a "committee" approach, we will find more ways to keep members actively involved, and give me some time to get caught up behind the scenes.

One more opportunity in the next month or so - Our friend Susan Schmidt from Quilts Beyond Borders will be collecting quilts to go their annual fall drive of quilts for the Navajo Nation. She will have more information for us next month. You may have one quilt you want to set aside for that project.

Support our Business Members

Barbara's Bobbins and Threads

Barbara Belgrave, 25525 SE Hoffmeister Rd, Damascus, OR 97089, 503-421-8496
bjb1955@gmail.com

Craft Warehouse

Gresham Station Shopping Center, 687 NW 12th Street, Gresham 97030, 503-907-3137
craftwarehouse.com and [Craft Warehouse on Facebook](#)

Crafty Staci

Staci Wendland, craftystaci@gmail.com
craftystaci.com and [Crafty Staci on Facebook](#)

Debbiez Quilting

Debbie Zerkel 3240 SE 152nd Ave. Portland, 97236, 503-762-0231, dbz98236@yahoo.com

Heidi's Garden Quilting

Heidi Oliver, 16474 Swan Ave., Oregon City 97045, 503-421-4327, jrtruv@comcast.net
heidisgardenquilting.com and [Heidi's Garden Quilting on Facebook](#)

Kelly Creek Studio - Longarm Machine Quilting Service

Susan Ainsworth Smith, 503-577-1434, susan@kellycreekstudio.com
kellycreekstudio.com and [Kelly Creek Studio on Facebook](#)

Marie's Custom Quilting

Marie Anderson, 59 NE 3rd St., Gresham 97030, 503-481-5117 marieanderson0@hotmail.com
mariescustomquilting.com and [Marie's Custom Quilting on Facebook](#)

My Quilting Loft

Kristi Villani, 253 East Historic Columbia River Hwy, Troutdale, OR 97060
971-231-5638
kristi@myquiltingloft.com
myquiltingloft.com, [My Quilting Loft on Facebook](#), and [My Quilting Loft Community Facebook Group](#)

Quilting by the Fence

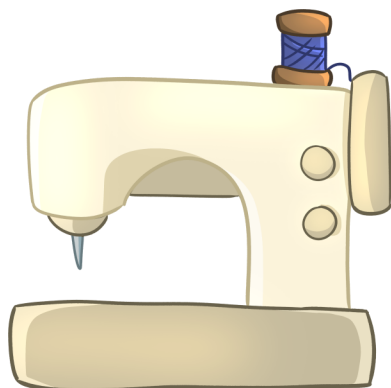
Tomme Fent, 2152 SE Beaver Creek Lane, Troutdale 97060, 503-674-4464, tommequilts@gmail.com
[Quilting by the Fence on Facebook](#)

Save Stores

1900 McLoughlin Blvd, Oregon City, OR 503-655-4414 or 6701 SE Foster Rd, Portland, OR 503-775-7283
savestores.com and [Save Stores on Facebook](#)

Shepherd's Garden Quilting

Rebecca Tellez, 775 NE 9th Street, Gresham 97030, 503-888-3415
rebecca@shepherdsyardquilting.com
shepherdsyardquilting.com and [Shepherd's Garden on Facebook](#)



July Birthdays

Pat Curtis	1
Rita McRobert	3
Jackie Parks	8
Nancy Pietzold	9
Barbara Haide	16
Deborah Hollingsworth	16
Kathy Amidon	23
Bonnie Johnson	23
Susan Donnelly	24
Dottie Miller	27
Kim Simmons	28
Virginia O'Donnell	29

Hey retreaters! If you watched the last guild meeting you know by now that our retreat will be virtual on Zoom! You will be receiving your money back for the in person retreat and you will need to pay again for the virtual retreat. Sorry for the confusion if there is any but it is easier for the treasury to record this way.

There will be much more info to come. Stay tuned to guild meetings or contact me.

Barbara Belgrave
retreats@mthoodquiltguild.com

Here's a secret for you—
click on the quilt on the
upper right corner of page
1 to get the free pattern
for that quilt!

Treasurer's Report

May 31, 2020

We are changing the financial reporting timeline. For the newsletter we have always reported activity from the 21st of the prior month through the 20th of the current month so we could include monthly meeting activity. This created some confusion when reconciling to the bank as bank statements report activity from the first to the end of the month. We now have several types of transactions that come from other sources and are reported only on our bank statement: PayPal, Square, Squarespace, Amazon, etc. Reconciling has become a challenge. Going forward, this report will report activity from the first to the end of the previous month. I will always add a note about any newsworthy activity that will appear on the next month's report.

Opening Balance – Checking	\$17,645.47
Deposits:	
2020 Retreat Registrations	\$50.00
Amazon Smile	\$18.96
Total Income	\$68.96
Expenses:	
Squarespace	\$216.00
Nov Squarespace Fee	\$20.00
State Report Fee (990 EZ)	\$30.00
Google Suite	\$12.00
April Zoom	\$14.95
May Zoom	\$14.95
Checks	\$22.74
Total Expenses	\$330.64
Current Balance	\$17,383.79
Less 2020 Retreat Registrations	\$4,280.50
Less \$s held for Charitable activity	\$3,655.06
Net Balance	\$9,448.23

Looking ahead, Refund checks for retreat have been mailed. Stash shuffle dollars have been returned to those who requested a refund.

We have received a \$600.00 check from Pacific Power and Light to go to our Charity fund.

>>>> *Show and Share* <<<<

It was a lot of fun seeing your quilts out in the wild the last couple of months! If you have a recent finish (or up to three) you'd like included in June's Show and Share, please email a photo and description, along with your name, to

Staci at newsletter@mthoodquiltguild.com

before July 12th.


Three quilt patterns for 40 x 60" quilts, from Delleen:





CHARMING

Charming- Meaning:

Charming : adjective. Something that is attractive or delightful, endearing in some way. Something likeable.

72 5 inch squares + sashing + borders = 40"x60" quilt

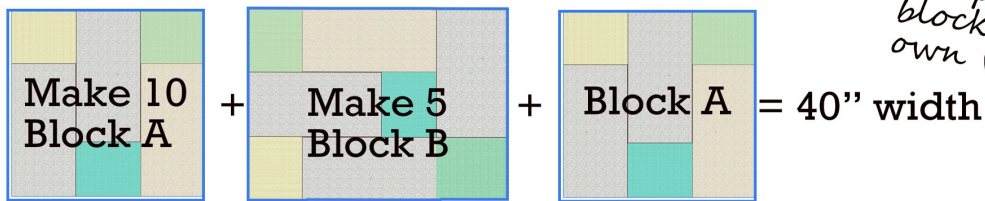


-  sew 12 scrappy blocks into long column
-  make 6 columns
-  using 2.5" strips, put 5 sashing strips between columns
-  sew 2.5" borders to top, bottom, and both sides

Scrappy Nifty Fifty


50 rectangles + 50 squares = one quilt 40" x 60"
 rectangles are 4.5"x 8.5" squares are 4.5"

Start by sewing together 50 rectangle+square units.
 Build blocks by sewing 3 units into 12" squares for Block A
 Sew 4 units into Block B (12"x16")
 Quilt is made of 5 rows for 60" length



Feel free to mix it up and use the blocks in your own way

Two Plus Two: Two Squares and Two Rectangles 40" x60"
 squares are 4.5" rectangles are 4.5"x 8.5"



Using large square, small square, and two rectangles, make 12" (finished) square. Make 15 blocks.
 Quilt will use 5 rows of 3 blocks, making a 36"x 60" quilt. Rotate blocks for variety.
 Add 2.5" strips on each side to grow quilt to 40" wide. *If using baby type fabrics, quilt will only use 9 blocks.*