

JULY 2022

Mt. Hood
Quilt
Guild



News from the Hood

NEXT MEETING JULY 12

7:00 pm

Mountainview Christian Church and Zoom

President's Message

Happy July Everyone!

I don't know about all of you but I'm ready for some sunshine! Maybe not 90 degree plus weather, but definitely some sunshine.

Your board has been very busy this month coordinating events, gathering for our semi-annual meeting reviewing by-laws, etc. etc.

I'm happy to report that we have nominations for secretary and vice president! These will be announced at the July membership meeting. We will vote as a guild at the August meeting.

I had an opportunity to see one of the challenge pieces the other night at the board meeting. We are such a wealth of creativity! (I'm hoping to have mine done by the membership meeting.) I'm looking forward to seeing everyone's ideas and creations.

I'll be heading over to Sisters to take some classes for the week and then attend the quilt show on the 9th. I've been looking forward to this week since I signed up for the classes several months ago. I hope to see some of you over there.

There are several exciting things coming up: the Summer Sale, Quilt show, not to mention our July meeting! Continue reading to get all the details. See you on the 12th!

Keeping you in stitches,
Marie Anderson
President

OFFICERS & COORDINATORS

President:

Marie Anderson 503-481-5117
president@mthoodquiltguild.com

Vice President:

Dottie Miller 503-658-1852
vicepresident@mthoodquiltguild.com

Treasurer:

Ann Marie Rears 503-784-0089
treasurer@mthoodquiltguild.com

Secretary:

Linda Gaudette-Sigel 503-704-7672
secretary@mthoodquiltguild.com

Membership Chair:

Penny Gesdahl 503-820-9935
membership@mthoodquiltguild.com

Community Outreach Coordinator:

Delleen Kompkoff 503-575-8327
communityoutreach@mthoodquiltguild.com

Small Group Coordinator:

Susan Ainsworth Smith 503-577-1434
smallgroups@mthoodquiltguild.com

Challenge Coordinator:

Lori Oathes 503-329-1707
challengecoordinator@mthoodquiltguild.com

Newsletter Editor:

MHQG Board
newsletter@mthoodquiltguild.com

Web Editor:

Debra O'Donnell 503-504-2354
website@mthoodquiltguild.com

Quilt Show Committee Chair:

Shirley Workman 503-659-3517
quiltshow@mthoodquiltguild.com

AdHoc Chair:

Laura Rom 971-244-2304
Adhoc@mthoodquiltguild.com

Vice President's Message

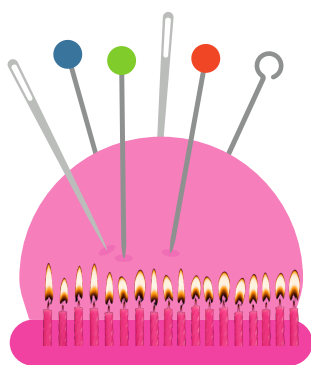
SHOWCASING OUR BUSINESS MEMBERS!

Our Guild shares a special relationship with many businesses, big and small, who provide services, products, ideas, and opportunities to make our quilting a happy success. Join us in welcoming many of them during the July meeting.

The Summer Sale is Thursday, July 21st, from 9 to 3. In addition to great fabric and notion finds, check out the Raffle and Auction items!!

We have a nearly comprehensive Lending Library!!!
Contact melvaatkins007@comcast.net to find that special pattern.

May your days be sunny and warm!!
Dottie



July Birthdays

Pat Curtis	7/1
Rita McRobert	7/3
Linda Danley	7/4
Nancy Pietzold	7/9
Kathy Loos	7/15
Deborah Hollingsworth	7/16
Kathy Amidon	7/23
Bonnie Johnson	7/23
Dottie Miller	7/27
Anne Neese	7/28
Kim Simmons	7/28
Virginia O'Donnell	7/29
Elizabeth Gardner	7/31

Treasurer's Report May 31, 2022



Opening Balance Credit Union	\$ 20,708.94
Petty Cash	117.93
Total Beginning Balance	<u>\$ 20,826.87</u>
<u>Income</u>	
Fabric Sale	65.75
T-shirt Sales	15.00
Dues & Guest Fees	25.00
Quilt show sponsor	1,000.00
Interest income	0.59
Total Income	<u>\$ 1,106.34</u>
<u>Expenses</u>	
Computer & internet expenses	0.50
Door prizes	65.00
Rent, Guild meeting place	960.00
Total Expenses	<u>\$ 1,025.50</u>
Current MHQG Balance	<u>\$ 20,907.71</u>
Less Restricted Funds	
Charitable activity	3,689.26
Electrical cord grant	37.03
	<u>\$ 3,726.29</u>
Net Balance Unrestricted Funds	<u>\$ 17,181.42</u>

Message from Membership



Happy July to you all. A BIG thank you to all that have renewed their membership already. It would be great if everyone would be able to renew by the end of July. You can renew at the July meeting when you check in or you can mail it in or pay on line.

Mailing a check or renewing at the meeting with either a check or cash, or you can pay on line with your PayPal account. Mailing in your Renewal Form (which you can find on line at our website, click on the "About" page from the menu.) At the bottom there is a form you can download, print and fill out.

Mail it with your check to Mt. Hood Quilt Guild, PO Box 2376. Gresham, OR 97030.

[Click here for the form](#)

To pay with a PayPal account you need to either have one or set up one at the time to use this method. Go to the Menu on the Website that says "Membership Renewal and New". Click that and choose the appropriate type of form, (individual or business) and hit add to cart. Fill out the form and hit add to cart again and then you can go to the cart which is in a little black box and check out with PayPal. The form automatically comes to us with the information and you're all done! [Here's the link to use it.](#)

If you have any questions or concerns, please contact me at membership@mthoodquiltguild.com or 503-820-9935 Thanks so much!! Penny Gesdahl

P.S. If you don't have a printer, just send in a note with your check & it will be just fine.



BECOME INVOLVED



We need you to join the

Summer Sale Committee

currently looking for :

Members to Sort Donations

Advertising

Set-up and Tear-down

Raffle Items

Silent Auction

Day of sale Shifts to Work



CONTACT
DOTTIE
FOR INFO

**Thursday
July 21st**



HELP THE SUMMER SALE

BOARD MEETINGS

All guild member are encouraged to join in the guild board meetings!

The meetings are the Tuesday 2 weeks prior to the general meetings at 6:30PM.

Next meeting is July 26th tentativley at Gresham Splash Pad park on 2nd.

If you are interested in reading the minutes of the meetings they are located on the

Members's page of the website. [Click here](#) to read.

Next meeting is July 26th at a park in Gresham. Contact any board member for info.



Quilt Show

2022
UPDATE

At the June meeting we introduced you to the Raffle Quilt and our Boutique team. Both will be back for the July meeting. We will also have an information sheet on how to enter your quilts to the show and Entry forms. Any comments or suggestions are always welcome by either email quiltshow@mthoodquiltguild.com or a phone call to me at 503 659 3517. Shirley Workman, Quilt Show Chair

Quilt Entry Information and Instructions for the 2022 MHQG Quilt Show

Thank you for choosing to enter your quilt(s) into our show.

We will have your quilt(s) from the general guild meeting on Tuesday the 11th, until 5:00 pm on Saturday the 15th.

You may enter up to four quilts in any of these combinations: (Quilt sizes are width X length)

A. One quilt, max 96" X 116"; one quilt max 60" wide plus two quilts no wider than 24" each

-OR-

B. Two quilts max 60" wide; plus two quilts no wider than 24" each

-OR-

C. Four quilts no wider than 24" each

- All quilts 72" wide or smaller must have a sleeve. (Information on making sleeves will be available soon.)
- Each entry must have been made since the last quilt show in 2019 and made by a member of the Mt. Hood Quilt Guild
- If your quilt is part of a Special Display be sure that portion of the form is completed. If this information is not completed your quilt will be hung as part of the show, and not with your group.
- Each quilt must have an entry form completed with an approximate 4" X 4" color photograph of the full quilt.
- Space is limited, once our capacity is reached, no further registrations will be accepted.

There will be a fee of \$5.00 for each quilt submitted, payable to the MHQG by check or cash at the October 11th general guild meeting.

If you would like to sell your quilt, the Guild will receive 20% of the price of the sale.

Quilts will be collected at the October 11th general meeting. You can enter the building through the center door on the front, next to the Fireside room, to the right of the main entry to the church starting at 5:00 pm. At that time, they will be stored in a locked location. Every care will be provided to your quilt(s) for its safekeeping.

All quilts will need to be picked up after the quilt show on October 15th at 5:00 pm. If you cannot be there, please make arrangements with another guild member to pick up your quilt(s).

Submission Forms can be turned in at the August & September meetings. All entries must be turned in by September 13, 2022

Thank you and we look forward to your entries!

[Click here to check out the Quilt Entry Form](#)

Block Of the Month



JULY- NO BLOCK OF THE MONTH

We normally have a Block Of the Month challenge each month, where we challenge members to make a specific block and bring it in to show off and then we have a raffle drawing to win the blocks. For the July meeting we are skipping the BOM so we can hear multiple speakers and spend the time on the Challenge. **The August BOM will be announced at the July meeting.**



Spring Fling CHALLENGE

It's happening at the July meeting!

Come join in the fun to see the projects and vote for your favorite!


The challenge was issued to take the spunky spring focus fabric and make it into something artistic or useful. Brave participants let their creativity flow, and will bring their items to the July meeting!

There will be multiple prizes awarded and judging will be done by member's.

If you have a finished project, please bring it to the meeting early- between 6:30- 6:45 if possible so we can get the table set up before the meeting.

Pick up your Challenge entry form at the Membership desk.

Questions: ChallengeCoordinator@mthoodquiltguild.com or 503-329-1707





Donations


We continue to receive some fantastic quilts made by our members. For the next few months, the quilts may be used for fundraising purposes as well. Some of the donations will be used for a silent auction quilt at the Summer Sale, or in the boutique sale at our Quilt Show. A few of the vintage quilts that we have will be popular sale items, and others made with current popular fabric will probably be purchased for gifts.

When you drop off your quilt (or top) to the back table, be sure and let us know if you would like it used for a specific purpose like fundraising.

3 Yard Quilts

This is a popular type of quick quilt that many of you have tried recently. I admit I'm a little late coming to try it out, but the other day I gave it a try. Instead of using 3 pieces that were one yard each, I tried a scrappy approach. One yard of a main fabric, and scrappy pieces that I used for the other choices. The pattern was easy and went together quickly. It also was a good way to use up the smaller pieces of fabric that so many people donate. My daughter tried it out using one yard of main fabric, and 8 fat quarters, and found another way to make a quick gift.

I've challenged myself to find and package up more 1 yard pieces in our fabric collection that will work for these types of quilts. If you have some of these patterns, stop by and pick up a pack of 3 pieces that you can use for a donation quilt. You also may want to consider using the same pattern to cut up a few that are scrappy from one of our "choose your own adventure" packs of donated fabrics.




**A Scrappy
Style
3-Yard
Quilt**



IF YOU HAVE A QUILT TO SEND TO UKRAINIAN REFUGEES

ANOTHER QUILT COLLECTION FOR
POLAND - ROMANIA IS TAKING PLACE
QUILTS BEYOND BORDERS
YOUR DONATIONS CAN BE
DROPPED OFF AT OUR MEETING



Bottle Drop

Current Balance \$372.20



Mt. Hood Quilt Guild Small Groups

Coordinator: Susan Ainsworth Smith 503-577-1434
smallgroups@mthoodquiltguild.com

Please call or email the contact person listed if you are interested in any of these groups.
If you form a group, please let Susan know and it will be listed here.

SEW HAPPY

Meets 4th Monday 10-3
Meeting in person, beginning in May
Contact: Laura Rom
puma01.laura@gmail.com
971.244.2304

THE GRATEFUL THREAD

Machine Embroidery Group

Meets 3rd Thursday 9 am to noon
via Zoom, link below
9:00 a.m. to 12:00 p.m.
Contact: Carol Sandberg
503-318-7944
quiltmama050705@gmail.com

Join Zoom Meeting
[https://us02web.zoom.us/j/89972089858?](https://us02web.zoom.us/j/89972089858?pwd=TGFwVWIHYklnRmtDZ2JSUWpYi9ZQT09)
[pwd=TGFwVWIHYklnRmtDZ2JSUWpYi9ZQT09](https://us02web.zoom.us/j/89972089858?pwd=TGFwVWIHYklnRmtDZ2JSUWpYi9ZQT09)
Meeting ID: 899 7208 9858
Passcode: 297507

OPEN SEW

No meeting in July


Contact: Susan Ainsworth Smith
503-577-1434

MYSTERY MAVENS

Meets 1st Monday 10-5 via Zoom
Contact: Terry Knott
quilting00@aol.com
503.804.6367

WEDNESDAY SEWCIAL CLUB

Meets every Wednesday evening via Zoom
Contact: Debbie Johnsen
Debbie.johnsen@yahoo.com
No openings 503.680.6494



Show and Share

Please either bring your new finishes to share at the May meeting or send a photo to website@mthoodquiltguild.com to be included in the monthly slideshow on our website.
[Here's a link to last month's gallery.](#)

MEETING NOTES



June 14, 2022
Mt. Hood Quilt Guild
Members Meeting

Marie started the meeting at 7:00pm
Started with some door prizes.

Masks are optional.

Several new members are in attendance tonight.

Dottie introduced the speaker: Helene Knott

The Art & Craft of Quilting Your Quilt: Stitching & Designing Outside of the Box
Quilting makes the quilt. A quilting top is a blank canvas just waiting for stitching. Don't underestimate the visual impact of quilting. Matching the thread to the fabric covers the mistakes & makes light and shadow. Contrasting thread makes a more graphic design and can see mistakes. Metallic thread is temperamental and doesn't wear well but is good for highlights. Trapunto, hand quilting, machine quilting, Kantha (big stitches), Sashiko (Japanese hand stitching) lots of options for quilting. Design approaches: use the fabric print, use the quilt theme, or use a design that is random but harmonizes with the quilt. For Landscapes-choose designs that mimic natural textures. Draw with your sewing machine & add details in free-motion embroidery. Zen Quilting-doodling with your sewing machine. Finding your inspirations: Nature, other art forms (architecture, sculpture, illuminated manuscripts, tapestry, etc), clip art (Dover books), textures-manmade & natural. Keep a design notebook- use graph paper for scale. Doodle in your design notebook. Practice, practice, practice and when you are done-practice some more! It's all about line and texture!
Helene finished with a trunk show.

10 minute break- Helene has some patterns & misc for sale, also take a closer look at her designs, buy tickets for the raffle quilt, there is several charity quilt opportunities, and Skip-a-week is here.


Announcements & items of interest:

- 69 people are attending including 5 guests/new members and 12 people on zoom.
- A few more door prizes.
- Marie showed the Thank You note from the Christmas Stocking group- ReStore Hope.
- Skip-a-week quilt show= July 16th at Estacada Library 10am-4pm. July 15th & 16th they will have their fabric sale at the Grange.
- Quilt Show: The Raffle Quilt is stunning & tickets are available \$1 or 6 for \$5. Donations are being accepted for the boutique. There are some kits to make up items for the boutique. If you have a small group with a special project so we can put them all together in the show. The applications for submitting a quilt will be put out next month.
- The Blue Bird block of the month. The winner of the Blue Birds is: Denise Bush.
- The fabric challenge is extended to next month (July).
- June Birthday winner: Joyce Ley

We ended with Show and Share.

Marie ended the meeting at 8:46pm

Respectfully submitted by Linda Gaudette-Sigel, MHQG Secretary





At each guild meeting, Susan will have her red wagon available for your donations to Human Solutions. Items are delivered to the Women's Shelter. They disperse items to the Lilac Family Shelter as appropriate.

They are always in need of the following items:

- Socks and underwear
- Diapers , size 5 & 6
- Baby wipes
- Hygiene items
- Hand sanitizer
- Bedding, twin and queen
- New shower curtains
- New/gently used bath towels
- Healthy, non-perishable snacks



Mt. Hood Quilt Guild

3rd Annual Summer Sale

Thursday July 21, 2022
9 am - 3 pm



Parking lot Sale

@ Mountainview Christian Church
1890 NE Cleveland St.
Gresham



All Things Quilty!



Fabric - Notions - Yarn - Books
Auction and Raffle
Great Bargains for all Crafters



Mt. Hood Quilt Guild

QUILT SHOW

Friday - Saturday
October 14 - 15
9 AM - 4 PM

Mountainview Christian Church
1890 NE Cleveland Ave. ~ Gresham

ADMISSION \$5
BOUTIQUE ITEMS - VENDORS
RAFFLE QUILT TICKETS
\$1 OR 6 FOR \$5

SPONSORED BY



For more info: quiltshow@mthoodquiltguild.com

MHQQ T-shirts




For Sale at the Meeting for \$15.00
Contact Dottie if you would like one.

FREE TABLE



Share your extra quilt stuff with others!



Support our Business Members

Craft Warehouse

Gresham Station Shopping Center
687 NW 12th St, Gresham, OR 97030
503-907-3137
www.craftwarehouse.com Facebook

Crafty Staci

Staci Wendland
craftystaci@gmail.com
craftystaci.com
Facebook

Domke Farms

36801 SE Proctor Rd. Boring, OR 97009
662-380-3743
sewfabamy@gmail.com
domkefarms.com
Instagram

Fabric Sweet Fabric

Janet Novak
3583 NE 218th Ave, Fairview, OR 97024
503-572-8679
fabricsweetfabric@gmail.com
Facebook
Fabric Sweet Fabric on Etsy

Feather Your Nest Quilt Store

Kris and Abbi Howatt
130 N. Main Gresham, OR 97030
971-220-0936
FeatheredNest97030@gmail.com
featheryournestquiltstore.com
etsy.com/shop/FeatheredNest97030

Heidi's Garden Quilting

Heidi Oliver
16474 Swan Ave, Oregon City, OR 97045
503-421-4327
jrtiluv@comcast.net
heidisgardenquilting.com
Facebook

Kelly Creek Studio

Longarm Machine Quilting Service
Susan Ainsworth Smith,
503-577-1434
sainsworthquilts@gmail.com
Facebook & Instagram

Marie's Custom Quilting

Marie Anderson
59 NE 3rd St, Gresham, OR 97030
503-481-5117
marieandersono@hotmail.com
mariescustomquilting.com
Facebook

My Quilting Loft

Kristi Villani
253 E Historic Columbia River Hwy, Troutdale, OR 97060
971-231-5638,
kristi@myquiltingloft.com
myquiltingloft.com
Facebook, Community Facebook Group

Nine Patch Quilting

Nancy Goldsworthy
503-256-0746
ninepatchquilting@comcast.net
www.ninepatchquilting.com

Save Stores

1900 McLoughlin Blvd, Oregon City, OR
503-655-4414
6701 SE Foster Rd, Portland OR
503-775-7283
savestores.com
Facebook

Shepherd's Garden Quilting

Rebecca Tellez
775 NE 9th St, Gresham, OR 97030
503-888-3415
rebecca@shepherdsgardenquilting.com
shepherdsgardenquilting.com
Facebook

Women-SEW Global Foundation

LaVerne Lewis
3604 SE Powell Valley Rd #324
Gresham, OR 97080
503-674-2574
lavernel@womensewglobalfoundation.org
womensewglobalfoundation.org
Facebook

News from Other Guilds

Sunshine & Roses

Quilting is an Act of Love!

Quiltfest Northwest

47th Annual Regional
Quilt & Fiber Arts Show

October 20-22, 2022

Clark County Event Center
17402 NE Delfel Rd., Ridgefield WA

- Felida Friends Exhibit
- Quilts of Valor Exhibit
- Cherrywood 'Diana' Exhibit
- Fort Vancouver Tapestry
- Special Exhibits & Events
- Vendor Mall
- Door Prizes and more!

ADMISSION:

Doors open 10 am - 4 pm
\$8 per day/\$15 3-day pass
Free for children under 12
Military Discount
Parking \$6 cash or card



Quiltfest NW

For more details:
Quiltfestnw.org



Clark County Quilters



Quilt Show

HIGH DESERT QUILT GUILD
Redmond, Oregon
highdesertquiltguild.org

Saturday
September 17, 2022
10am - 4pm

Quilts for sale, Raffle Quilts, Silent Auction
and a Country Store with holiday items.

Featured Quilter
Stef Hutton

at
Highland Baptist Church
3100 SW Highland Ave. / Hwy 126
Redmond, OR

Admission \$2.00



Have something
quilt related to sell?
Advertise in our
newsletter for only
\$5 a month.



Quilt City Murders

By Bruce Leonard

Quilter Hadley Carroll struggles to
solve the murders that panic
Paducah and threaten QuiltWeek.

Paperbacks, eBooks on Amazon,
<https://www.amazon.com/dp/B09M68HJ3R>
QuiltCityMurders.com

Quilt. Solve Murders. Repeat.



Quilt City Murders (A Hadley Carroll
Mystery Book...)

CozyMysteryBookshop.com
said this about the novel:
Quilt City Murders is an
absolute must-read cozy
mystery, and I do not say that
lightly. I give this book a 5+
star rating!
In an Amazon review, one
reader wrote: "Best-ever
murder mystery featuring
quiltmakers. This is the first
'quilt' mystery I've read whose
story could stand on its own
no matter the milieu, and
whose details re quilting and
quilters were credible.

