

July 2023

Mt. Hood
Quilt
Guild



News from the Hood

Next Meeting July 6

Mountainview Christian Church and on Zoom
7:00 - 9:00 pm

Check in begins at 6:30 at the Membership Table

President's Message



Hello members!

By the time you read this, we will have passed the summer solstice, and hopefully the rain will be gone as well.

Not only is July the month we celebrate the birthday of our nation, we celebrate our guild birthday too. I think back to the celebrations that took place on July 4, 1976 with fond memories. Just like the memory of the first night we met, in 2015, to form our guild.

We have seen so much growth over the last 8 years and I'm glad that I've been part of it. I'm looking forward to our birthday celebration, let's have some cake!

See you in July
Susan Ainsworth Smith
President



OFFICERS & COORDINATORS

President:

Susan Ainsworth Smith 503-577-1434
president@mthoodquiltguild.com

Vice President co-chairs:

Julie Hale 503-758-6869
Debbie Stoffer 503-730-3818
vicepresident@mthoodquiltguild.com

Treasurer:

Donna Taylor 503-720-7439
treasurer@mthoodquiltguild.com

Secretary:

Denise Bush 503-477-0253
secretary@mthoodquiltguild.com

Membership Chair:

Barbara Junor 503-704-9608
membership@mthoodquiltguild.com

Community Outreach Coordinator:

Delleen Kompkoff 503-575-8327
communityoutreach@mthoodquiltguild.com

Small Group Coordinator:

Debbie Johnsen 503-680-6494
smallgroups@mthoodquiltguild.com

Challenge Coordinator:

Lori Oathes 503-329-1707
challengecoordinator@mthoodquiltguild.com

Newsletter Editor:

MHQG Board
newsletter@mthoodquiltguild.com

Web Editor:

Debra O'Donnell 503-504-2354
website@mthoodquiltguild.com

Quilt Show Committee Chair:

Shirley Workman 503-659-3517
quiltshow@mthoodquiltguild.com

AdHoc Chair:

Marie Anderson 503-481-5117
Adhoc@mthoodquiltguild.com

Equipment Manager:

Ann Marie Rears 503-784-0089
equipmentmanager@mthoodquiltguild.com

Retreat Coordinator

Debbie Stoffer
retreats@mthoodquiltguild.com

Vice President's Message

Mini-Classes and Cake!

Our Guild is turning 8 years old! We are excited and want to celebrate this milestone with all of you at our July Guild Meeting. We'll have cake and other tasty treats to help us celebrate.

And what else do quilters do to have fun? Why, we participate in quilty activities! So, at the July Guild Meeting we will have 4 Mini-Classes for you to take. Each of the teachers is highly skilled in the quilt method they will present. So, open your mind and come ready to learn something new in the quilting world.

The class topics include:

- Quilt Postcards - Eileen McCloskey will teach you how to make a beautiful fabric postcard that can actually be delivered through the mail.
- Applique - Two of our members, Virginia O'Donnell and Shirley Workman, are highly skilled in making award winning applique quilts. They will teach you a few applique techniques so that you too can produce beautiful results.
- English Paper Piecing - Nina Gilliland will show you how to do EPP. This quilt technique is very popular, and can be taken with you where ever you go.
- Flanged Binding - Julie Hale will show you how to make and attach flanged binding. This method is all sewn by machine, and gives you a fun pop of color in your binding.

We hope to see you there, July 6th! Come ready to learn and eat cake!

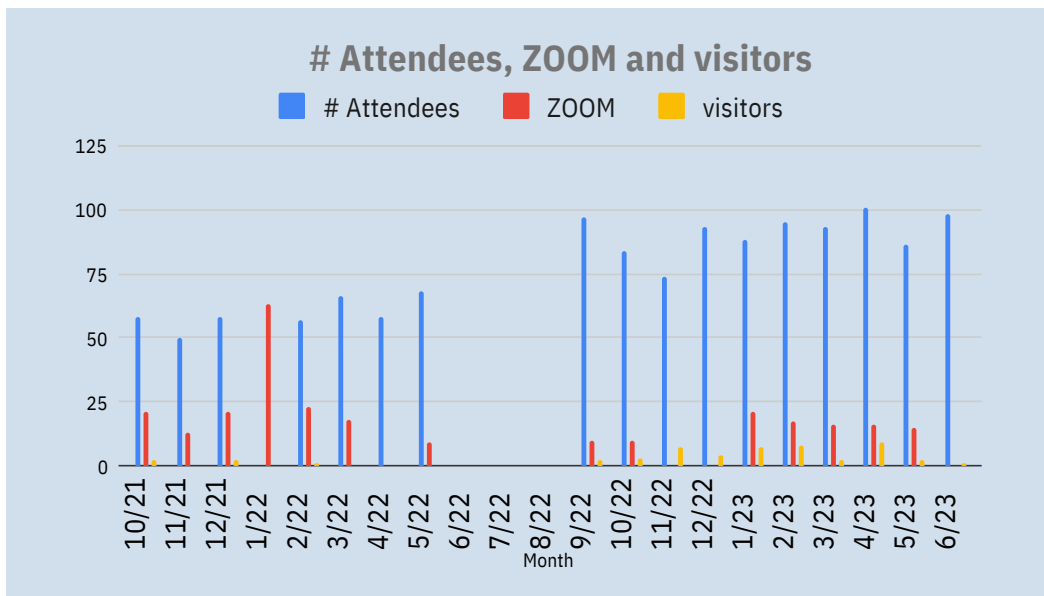


Message from Membership



It is interesting to see how the guild has grown over the last couple of years. June through August 2022 data is missing for now. Attendance is way up and people are still attending through Zoom which is wonderful. We also welcome visitors every month. I'll do some more refining to show attendance as percent of membership. Who knew I'd be using statistics again. 😊

Speaking of membership, please renew your membership now. Forms are available at the membership desk. Here is a link to the online form. <http://www.mthoodquiltguild.org/about> Checks or cash to Donna are the preferred method as the guild incurs charges from PayPal (\$1.19) and Square (\$.70) per membership. You absolutely can still use credit cards and the online forms. [Click here to pay online.](#) New members receive a new member packet via email when you signed up. If you did not receive this information please stop by the check-in desk and we will make sure you get a packet.



BOARD MEETINGS

All guild members are encouraged to join in the guild board meetings. The meetings are scheduled for the Thursday 2 weeks prior to the general meetings at 6:30PM. If you are interested in reading the minutes of the meetings they are located on the Members' page of the website. [Click here to read.](#) Contact any board member for information.

Show and Share


Please bring any new finishes to share with our members. FYI you do not have to show your UFOs to get them counted for the challenge.

We need to have two members volunteer to hold quilts every month and two more members volunteer to fold them for the person showing.

Click here to go to the [Show and Share](#) page on the website

Let's Celebrate July Birthdays

7/1 Patty Curtiz
7/1 Corrine Ostman
7/2 Bertie Tate
7/3 Rita McRobert
7/4 Linda Danley
7/7 Mary Taylor
7/8 Jackie Parks
7/9 Nancy Pietzold
7/11 Teresa Brown
7/15 Deidre Meaney
7/15 Mary Wiseman
7/16 Barbara Haide
7/16 Barbara Willer
7/16 Deborah Hollingsworth
7/23 Kathy Amidon
7/23 Bonnie Johnson
7/26 Mary Ellen Thompson
7/27 Dottie Miller
7/28 Anne Neese
7/28 Kim Simmons
7/29 Virginia O'Donnell
7/31 Beth Gardner



TO-DO



at the meeting

BUY UFO TICKETS

DROP OFF YOUR FAT QUARTERS

CHECK OUT THE FREE TABLE

SIGN UP TO HELP THE SUMMER SALE

SHOW AND SHARE

**STITCHING COMFORT
DROP OFF QUILT & PICK UP KIT**

GET A BLUE BAG FOR BOTTLE RECYCLING

 **RENEW YOUR MEMBERSHIP**

LONGARM KITS! PICK UP & DROP OFF

WOMENS' SHELTER DONATIONS



Treasurer's Report

May 31, 2023

Opening Balance Credit Union	\$ 26,934.75
Petty Cash	234.97
Total Beginning Balance	<u>\$ 27,169.72</u>

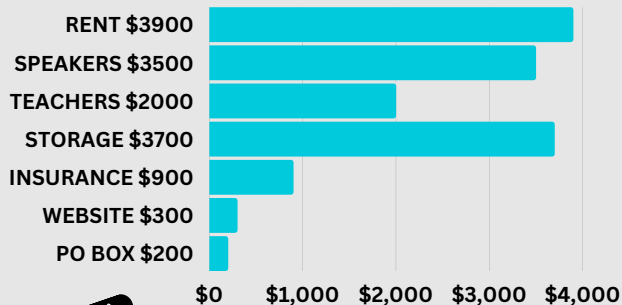
<u>Income</u>	
Fabric Sales	20.00
Interest income	4.51
Return of Speaker fee	(150.00)
Donations	126.88
Dues & Guest Fees	35.00
Class registrations	30.00
Total Income	<u>\$ 66.39</u>

<u>Expenses</u>	
Computer & internet expenses	3.07
State of Oregon Corp fee	50.00
Supplies	100.00
Comfort Quilt Supplies	69.90
Speaker Fees	405.02
Total Expenses	<u>\$ 627.99</u>

Current MHQG Balance	<u>\$ 26,608.12</u>
----------------------	---------------------

Less Restricted Funds	
Charitable activity	5,339.76
UFO / BOM Activities	1,000.00
Net Balance Unrestricted Funds	<u>\$ 20,268.36</u>

THE SECRET WORD IS: APPLIQUE



It's time to pay your \$35 dues for the year. We know it was a hard decision to increase the amount for our members, but about \$3.00 per month seems like a fair amount to get access to speakers, classes, friendship, and all-around fun!

The budget expenses for this year total \$19,600. Some of the big ticket items are listed here. Projected income from member dues is near \$7000. Planned fundraising includes the Summer Sale. We are always looking for ways to increase income for the guild. Please talk to a board member if you are interested in researching grant opportunities, or have ideas for other fundraising sources.



Paying your dues with cash or check saves us the fees on card transactions

JULY: NO BLOCK OF THE MONTH – ITS FAT QUARTER FRENZY



For July we will NOT have a Block Of the Month.

We are trying something new with BOTH a **Fat Quarter exchange** AND a **Fat Quarter raffle**. FQ = Fat Quarter. **Fat Quarter Frenzy will be a 2-part event with a chance to freshen up your stash a bit, and even a chance to win a stack of fat quarters. There will be multiple winners!** We all love new fabric, and this way we can exchange some of our familiar fabric for new fabric, at least in small amounts. In our efforts to use what we have, you can cut your own FQ from yardage, use a FQ you have, or use this as a good excuse to go to the fabric store to purchase one or more.

FQs are traditionally 18x22". Please use fairly recent and good quality fabric.

You can cut FQs from a yard by laying out the fabric, cutting the fabric in half one direction, then cutting in half the other direction.

HOW DOES FQ FRENZY WORK?



You can do the Exchange, the Raffle, or both!

There will be a fabric bin for the Exchange, and one for the Raffle.

• **The FQ Exchange:**

- Bring in 1 or more FQs before the meeting starts. Drop it in the Exchange bin and you will get one "ticket" for each FQ.
- Just before the break, when announced, bring your ticket(s) and exchange them for one new FQ each from the bin. Everyone is a winner!!!
- Exchange returns will be random, so you get what you get. Someone may trade with you, or you can enter the raffle during the break with your new FQ if your new fabric is not quite your style.

• **The FQ Raffle:**

- Like the BOM, you drop off a FQ in the Raffle bin until the meeting starts.
- You get one Raffle entry per FQ. You can bring up to *four*.
- You can also turn in FQs during the first part of the break if needed or if you didn't like your exchange FQ.
- Depending on time, we will do a drawing to see who won FQs either before or after the Show-n-Share,
- **There will be multiple winners and each winner will get AT LEAST six different FQs!!!**


• **Other details:**

- Quality cotton quilting fabric only. No flannel.
- This is not an ugly fabric exchange, so please do not bring something you consider unusable.
- **Fold and/or roll your FQ to make it small and easy to exchange.**
 - **Tie with ribbon, fabric scrap strip or a rubber band so it doesn't open during all the fun.**
- If you cannot make it to the July meeting, contact me by Monday, July 3rd to arrange a drop off or pick up of Fat Quarters so you can participate in the Exchange and Raffle.

Feel free to email if you have any questions. ChallengeCoordinator@MtHoodQuiltGuild.com



August SNEAK PEAK: The BOM will be back. All the flowers starting to bloom inspired me to make the next pattern a sassy flower pattern. We will have specific colors to use MORE TO COME at the July meeting, and in the next newsletter.



2023 Mt. Hood Quilt Guild UFO Challenge

IT'S BACK!!! Dig out your UnFinished Objects for chances to win!

The UFO project challenge is a fundraiser where 50% of the funds go directly to the Guild, and the remaining 50% will be used for cash prizes for the winners.



HOW IT WORKS:

- 1) Buy in for \$10 (cash/card/check). Buy-in starts at March meeting.
- 2) Each \$10 give you up to 5 chances to win.
- 3) Complete previously started projects, then show your finished projects at guild meetings starting in March. You get a drawing entry for each finished project up to 5. (You keep projects)
- 4) **Drawing will be at the September meeting after the Show & Share.**
Only 2 more months to go!!! Get on those UnFinished Objects!!!
 - a) First prize wins 1/2 prize money.
 - b) Second prize wins 1/2 of remaining prize money.
 - c) Third prize wins remaining prize money less \$10.
 - d) Fourth prize wins \$10

Example: \$400, Prize pool = \$200, 1st =100, 2nd=\$50, 3rd=\$40, 4th=\$10

And there will be a few fun surprises along the way



GUIDELINES:

- 1) Finished quilts must be pieced, quilted and bound. Labels encouraged.
- 2) Must be completed between February 2023 and September 2023.
(Honor system: No previously completed quilts please)
- 3) Minimum size is 36x48" or equivalent.
- 4) Buy-in as many times as you like throughout the challenge.

So go through those old boxes, bags and drawers to DIG OUT THOSE UFOs,

AND **LET'S GET SEWING !!!**

Questions? Contact Lori Oathes at ChallengeCoordinator@MtHoodQuiltGuild.com or 503-329-1707



MEETING NOTES

MHQG Member Meeting 6/1/20

Susan Ainsworth Smith started the meeting at 7:00 PM

In attendance: 98 total, 11 on zoom, 1 visitor, 1 new

There were 3 door prizes given out.

Debbie Stoffer introduced the speaker, Cris Waller, the quilting superintendent of the Clackamas County Fair. She discussed how to enter quilts in the fair and what to expect. Entrants can live anywhere in Oregon and can enter up to 3 quilts. Entries are due by July 24th, enter online. There are 4 age classes, and 3 different score sheets. Categories are: small quilts, hand /machine quilted, and art quilts. Table runners are entered into the textile division. There is no entry fee for quilts. Sleeves are not required and there is no limit on the age of the quilt being entered. It just cannot have been entered in the fair in the past. There is more information on the Clack. Co. fair website. Clackamascountyfair.com - Look under creative exhibits - quilts.

Delleen introduced Jill Citro who spoke about Hopewell Hospice and how it helps families who have terminally ill family members. Each of the 13 residents receives a quilt. The quilts can be any size, throw size is most common, but they prefer nothing larger than twin size, due to the fact that they are going on hospital beds. Quilts make the rooms feel a bit more homey.

At the meeting this month were UFO challenge and BOM table, Free table, Fabric finds, community outreach kits for sewing and binding as well as kits for domestic and LA quilting. BOM was butterflies. The two winners of blocks were Marie Anderson (12), and Liz Yeary (9)

Announcements:

There will be no BOM in July. There will be a fat quarter exchange instead. Bring a fat qtr and put it in the bin. During the break those who are participating can pick a different one from the bin. You may bring up to 5. There will be a fat quarter raffle.

Make sure the fabric is good quality, quilt shop fabric that you cannot see through!

Delleen introduced the 24" charm. Virginia volunteered to be the person in charge of the 5X5 charms distribution.

Shirley Workman: summer sale is Sat July 22nd, need volunteers.

Birthday winner of a Craft Warehouse gift card was Deb O'Donnell.

Show and Share - there were many award winning quilts shown.

Susan ended the meeting at 9:05 PM

Denise Bush
MHQG Secretary

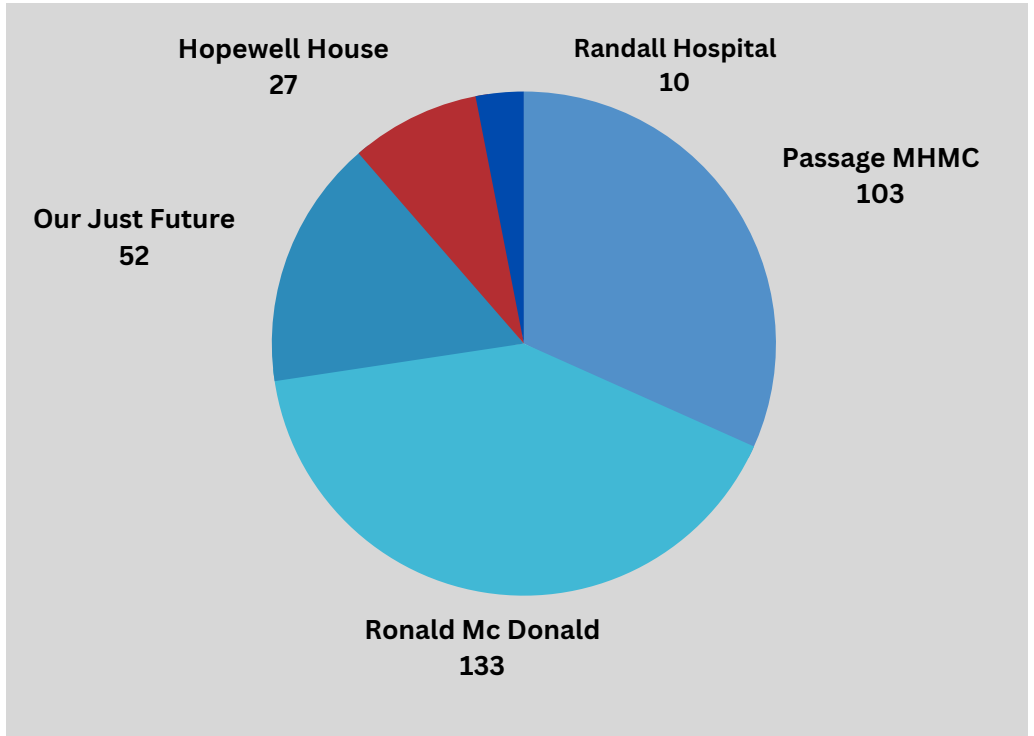


Stitching Comfort

Community Outreach

325 QUILTS IN SIX MONTHS

Thank you Volunteers!



April
Barbara P.
Bermie
Christie
Debbie H.
Debbie R.
Deenie
Denise
Doreen
Gabriella
Jackie
Jacquie
Jan S.
Janet N.
Karen
Lauren
Lillian
Linda M.
Liz
Marion
Mary W
Melva
Pam S.
Robin
Sharon
Shirley Wilson
Shirley Workman
Tiffany
Tricia

It's July! That means we are getting to the half-way point of the year. I always try to check the numbers in the summer, to see how many quilts have been dropped off so far.

You may not know that I get an email each time Anne Marie drops off the quilts at Ronald McDonald House. The receipt not only lists the number of quilts, but the number of donated hours to make the quilt, and an estimate of the dollar value. Based on those numbers, we could consider that our members have spent 3,900 hours on the construction of quilts with the approximate value of \$32,000. Just in the last six months! Those are some great numbers to consider as you pay your dues. Never underestimate the power of a woman with a sewing machine!!



Since it's time to celebrate the Guild's birthday, I decided to crunch some more numbers. In our eight years of meeting, we have donated 3115 quilts to date. Using "Ronald math", we have given over 14,000 yards of fabric and 37,000 hours of creativity out into our community. No wonder I feel like I need a nap!! Thank you for all the support.

MT. HOOD QUILT GUILD SMALL GROUPS

Small Group Coordinator:
Debbie Johnsen
smallgroups@mthoodquiltguild.com

HANDWORK GROUP

New small group forming in the Estacada area

Tuesdays or Fridays 10 - 3

I can accommodate 4-7 people

Tables, power cords, iron & ironing board
provided. Kitchen for lunches

Bring your handwork, piecework,
knitting. This group will develop over time, the
goal is to create a social setting for handwork.

Contact: Eileen McCloskey

503-860-6026, please

leave a message with a call back number.

HANDWORK STITCHING

Meets 2nd Wednesday at Wendy Sternberg's home

Call or email for more info. Vaccinations required.

Wendy Sternberg - 503-853-5595

wendycsternberg@gmail.com

No openings

WEDNESDAY SEWCIAL CLUB

Meets every Wednesday evening

Contact: Debbie Johnsen

Debbie.johnsen@yahoo.com

503.680.6494

No openings

SEW HAPPY

Meets 4th Monday 10-3

Contact: Laura Rom

puma01.laura@gmail.com

971.244.2304

No openings

THE GRATEFUL THREAD

Machine Embroidery Group

Meets 3rd Thursday 9 am to noon

via Zoom, link below

9:00 a.m. to 12:00 p.m.

Contact: Carol Sandberg

503-318-7944

quiltmama050705@gmail.com

Join Zoom Meeting

[https://us02web.zoom.us/j/89972089858?
pwd=TGFwVWlHYklNRmtDZ2JSUWpYi9ZQT09](https://us02web.zoom.us/j/89972089858?pwd=TGFwVWlHYklNRmtDZ2JSUWpYi9ZQT09)

Meeting ID: 899 7208 9858

Passcode: 297507

MYSTERY MAVENS

Meets 1st Monday 10-5

First Baptist Church Gresham

224 Powell Blvd., Gresham, OR 97030

Contact: Terry Knott

quilting00@aol.com

503.804.6367

OPEN SEW

Meets 1st Sunday from 10-3 via Zoom

[https://us02web.zoom.us/j/82093838229?
pwd=S0VWZ3V1Y1BYcjk0eVJObm5Fblk0dz09](https://us02web.zoom.us/j/82093838229?pwd=S0VWZ3V1Y1BYcjk0eVJObm5Fblk0dz09)

Meeting ID: 820 9383 8229

Passcode: 402217

Contact: Linda Danley 360-721-3016

Summer Sale News

July 22nd 9 AM - 2PM



update



update
FROM SHIRLEY

THANK YOU! Everyone has been very generous. We have a good supply of nice quilting cottons in various sizes from small bits to yardage. We also have a good selection of other fabrics, tools, and just about anything you might find in any creative person's sewing space.

DONATION

The last opportunity to add anything to this mix is at the July Guild meeting. If you have something large, please email me before the meeting.

SUPPORT

Now it is time to help. There will be a **Summer Sale Table** at the meeting where you can sign up and get more information. Before the sale we will need help sorting sale items. Those times are to be announced.

SALE

On the day of the sale, we will need people to help with the set-up. During the sale we will need people to work the various stations and of course, we need clean-up help.



The other way you can help is by getting the word out. Post it on all your social media, talk to your friends. Advertising is the key to our success.

Thanks for your help. I'll see you at the meeting at the sign-up table.

Shirley Workman
quiltshow@mthoodquiltquild.com

At each guild meeting, Susan will have her red wagon available for your donations to Our Just Future. Items are delivered to the Women's Shelter. They will disperse items to the Lilac Family Shelter as appropriate.

DONATE NEW ITEMS TO EMERGENCY SHELTERS

We'll accept some gently used items in certain situations. Contact volunteer@ourjustfuture.org or (971) 806-7789 for more info.



- CLOTHING** Undergarments, Pajamas & Outerwear
- DIAPERS & WIPES**
- BED LINENS** Sized for Cots, Twin, Full & Queen
- HYGIENE ITEMS** Dental Care, Hair Care & Lotion
- PET SUPPLIES** Food, Toys, Bowls, Collars & Cleaner

OUR JUST FUTURE



YOU CAN PICK UP MORE BOTTLE DROP BAGS

AT THE MEETING



BOTTLE DROP

Current Balance
\$169.31

https://www.amazon.com/hz/wishlist/ls/K8EMCZG3KQZ3?ref=wl_share

24's a CHARM

Add variety to your stash by trading quilt shop quality 5" squares.

We start in August with Yellow

IT'S IN THE BAG!

August:
September:
October:
November:
December:
January :

YELLOW
TURQUOISE
ORANGE
GREEN
PURPLE
RED

Beginning at the August 2023 guild meeting, we will be coordinating a charm block exchange at the monthly meetings. To participate, you will need to bring a ziplock bag, clearly labeled with your name and filled with twenty-four 5" blocks of the color or theme of the month. Drop these off at our table by 7:15. During the meeting, the charms will be divided and you can pick up your bag with a variety of charms at the end of the meeting.

Please make sure that the fabric is quality quilting fabric with no selvages, and cut on grain.

You may participate in the exchange as many or as few months as you choose. If you aren't able to attend a meeting, it's perfectly fine to send your squares with a friend to drop off and pick up. More participants will mean more variety in the charm pack you take home. If you participate each month, you will have 288 5 inch charms at the end of the year!

In the links section of the guild website, you will find a link to charm quilt patterns.

In addition, there are many patterns for charm quilts available at local quilt shops and on the internet, perfect for personal use or charity quilts. We hope this is a way for members to discover more fabrics, as well as bump into (and visit) with more guild members each month.

Virginia O'Donnell, Virginia Lamoreaux and Lisa Rhuman

Questions? contact Lisarhuman@gmail.com



FREE CHARM QUILT PATTERN

<https://www.sameliasmum.com/2013/05/step-in-time-quilt-tutorial.html#.VQCYCPnF-GU>

SUPPORT OUR BUSINESS MEMBERS

Craft Warehouse

Gresham Station Shopping Center
687 NW 12th St, Gresham, OR 97030
503-907-3137
www.craftwarehouse.com Facebook

Feather Your Nest Quilt Store

Kris and Abbi Howatt
130 N. Main Gresham, OR 97030
971-220-0936
FeatheredNest97030@gmail.com
featheryournestquiltstore.com
etsy.com/shop/FeatheredNest97030

Heidi's Garden Quilting

Heidi Oliver
16474 Swan Ave, Oregon City, OR 97045
503-421-4327
jrtluv@comcast.net
heidisgardenquilting.com
Facebook

Kelly Creek Studio

Longarm Machine Quilting Service
Susan Ainsworth Smith,
503-577-1434
sainsworthquilts@gmail.com
Facebook & Instagram

Loli's Dream Quilting

Linda Mosher
lmosher1234@gmail.com

Marie's Custom Quilting

Marie Anderson
59 NE 3rd St, Gresham, OR 97030
503-481-5117
marieandersono@hotmail.com
mariescustomquilting.com
Facebook

Moravec Family Quilting

Jeanette Moravec
5288 SE El Centro Way, Milwaukie, OR 97267
(319) 427-0138
moravecfamilyquilting@outlook.com

My Quilting Loft

Kristi Villani
253 E Historic Columbia River Hwy, Troutdale, OR 97060
971-231-5638,
kristi@myquiltingloft.com
myquiltingloft.com
Facebook, Community Facebook Group

Nine Patch Quilting

Nancy Goldsworthy
503-256-0746
ninepatchquilting@comcast.net
www.ninepatchquilting.com

Save Stores

1900 McLoughlin Blvd, Oregon City, OR
503-655-4414
6701 SE Foster Rd, Portland OR
503-775-7283
savestores.com
Facebook

Shepherd's Garden Quilting

Rebecca Tellez
775 NE 9th St, Gresham, OR 97030
503-888-3415
rebecca@shepherdsquiltgardenquilting.com
shepherdsquiltgardenquilting.com
Facebook

Women-SEW Global Foundation

LaVerne Lewis
3604 SE Powell Valley Rd #324
Gresham, OR 97080
503-674-2574
lavelnel@womensewglobalfoundation.org
womensewglobalfoundation.org
Facebook

Have something quilt related to sell? Advertise in our newsletter for only \$5 a month.

Classified Ads

Welcome to our Quilt Store!!

We love helping you with Fabrics, Notions, Classes and so much more!

Amazing Sewing Machine, Serger and Long Arm Service with our fabulous technician Aaron! Any and all brands are welcome.

Long Arm Quilting Services available! Edge to Edge Quilting. We square it up for you when done and there is no additional charge for threads.



Call us (503) 658-1600 or visit online at quiltingdelights.com

Invented for Quilters by a Quilter

Check out our most recent Mark It Eight!! Marking Ruler for Half Square Triangles.

Let us help you simplify your quilting life!

Watch our informative videos on www.youtube.com/quiltingdelights 

\$20 off any Machine Service – No Limit on the number of machines! Guaranteed 3 day Turnaround or your service is FREE!

For all you wonderful Mt. Hood Quilt Guild Members During the months of May & June
 *25% off 1 cut of fabric
 *10% off all regularly priced items

Make It Eight!! Marking Ruler

Quickly and easily mark and sew Half Square Triangles. Then use your **favorite ruler** to Square Them Up!! We LOVE the Bloc Loc™ Rulers

No more moving your ruler! No more guessing at the correct angle. No more making one HST at a time. No more Triangle Paper!! Just mark and sew.....

One color, scrappy and so much more!! Charm Pack (5" Squares) and Layer Cake (10" Squares) friendly!

Let us help you simplify your quilting life!



Introductory Pricing
 \$29.95 Each
 \$5 Shipping in the USA

Call us at (503) 658-1600 or order yours online at www.quiltingdelights.com

Buy 2 & Shipping is FREE in the USA!

Invented for Quilters by a Quilter

Watch our informative videos on www.youtube.com/quiltingdelights 

*12" Marking Ruler for marking 5 to 8 Half Square Triangles at a time.

*Proudly Made in the USA.

*12" Square with rounded corners and 8 marking slots.

*Works well with Sew Line Mechanical Pencils, Friction Pens and Blue Bohin Washaway Pens.

*Non-slip coating on the back holds onto the fabric when marking.

*Includes multiple block and quilt patterns ready for you to download.

Need to stuff a dog bed?
Contact
communityoutreach@
mthoodquiltguild.com

batting & fabric pieces