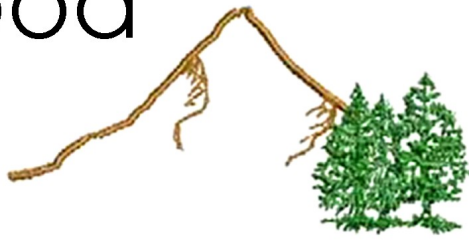



Mt. Hood Quilt Guild



News from the Hood



June 2020

Next meeting: Our June 9th meeting will be online—we'll email a link when it's ready to view!

President's Message

As social distancing becomes our new norm, our quilting community is certainly getting into the swing of it. We have created a virtual quilting world with Zoom board meetings, video guild meetings, live Facebook sales set up by one of our members (My Quilting Loft), Zoom small groups, on-line mystery quilts and even a fantastic virtual retreat hosted by our incredibly talented Tomme Fent. Our quilt stores are starting to open with limited customers wearing masks and keeping social distance. Some have by appointment slots only so check before you go. It may be awhile before we can have our large in-person meetings with over 100 people in a room, so we are being creative and looking to our members for your ideas and contributions.

Speaking of contributions, election for our new secretary and vice president is coming up in July. We need to hear from members who are interested in filling these positions when Linda Shaul and Ann Marie Rears step down. Our Zoom board meetings are earlier than in the past. This gives us more time to set up for our next recording of our Guild Meeting. If you would like to join us on the Monday two weeks before our Guild meeting just email Staci and myself and she will include you in the Zoom invitation Staci sends out.

Our group continues to amaze me with all of your creativity and generosity. Remember to take care of yourselves as well. That is the only way we have the ability to take care of others. We will all be together again and until then...See you on-line.

Wendy Sternberg, President

OFFICERS & COORDINATORS

President:

Wendy Sternberg 503-853-5595
president@mthoodquiltguild.com

Vice President:

Linda Shaul 503-661-6017
vicepresident
@mthoodquiltguild.com

Treasurer:

Laura Rom 971-244-2305
treasurer@mthoodquiltguild.com

Secretary:

Ann Marie Rears 503-784-0089
secretary@mthoodquiltguild.com

Membership Chair:

Debra O'Donnell 503-504-2354
membership@mthoodquiltguild.com

Charity Quilt Coordinator:

Delleen Kompkoff 503-575-8327
communityoutreach
@mthoodquiltguild.com

Small Group Coordinator:

Linda Gaudette-Sigel 503-704-7672
Susan Ainsworth Smith
503-577-1434
smallgroups@mthoodquiltguild.com

Challenge Coordinator:

Lori Oathes 503-329-1707
challengecoordinator
@mthoodquiltguild.com

Newsletter & Web Editor:

Staci Wendland 503-319-2860
newsletter@mthoodquiltguild.com
website@mthoodquiltguild.com

Quilt Show Chair:

Pat Miles 503-252-2727
Pat Curtis 503-953-5170
quiltsow@mthoodquiltguild.com

Retreat Coordinators:

Barbara Belgrave 503-421-8496
Nina Gilliland 405-473-5838
retreats@mthoodquiltguild.com

Open Sew Coordinator:

Susan Ainsworth Smith
503-577-1434
opensew@mthoodquiltguild.com

Vice President's Message

Hello Quilters,

This has been a very difficult time for all of us and we don't know if things will ever go back to the normal that we knew before Covid_19.

It's been a frustrating time for our guild and wondering how we are going to keep it going. We can if we all stick together and come up with some ideas for some virtual meetings and presentations, and that's where you all come in. If you have any ideas on what you would like to see, please let a board member know. My email is lindashaull68@gmail.com and my phone # is 503-661-6017. Call me and lets talk.

Linda Shaull
Vice President



Dear Mt. Hood Guild Retreaters,

Due to the situation all of us over 60 are in with the Covid 19 Stay in Place Order, and because we are the vulnerable group to this virus, there is a strong possibility we will not be having our retreat at Oral Hull this fall. The final decision will be decided by July.

The Social Distancing would only allow 1/2 of you that are signed up to attend. Only those who signed up first could attend. Those who could attend would have to wear a mask during hours we are all together. That's a long time.

There may be a possibility of a virtual retreat using Zoom. All has not been worked out yet. Further information will be announced at a later date. If we go with the virtual retreat all monies that have been paid for the Oral Hull retreat will be returned. If we go with the virtual retreat there will be a charge to cover expenses. The amount has not been figured out yet.

Please reply to this to let me know:

If we go through with the Oral Hull retreat are you still interested in attending even with the social distancing and the mask requirements?

Are you interested in a virtual retreat?

Please mail letter to me or email me your response.

Barbara Belgrave, Retreat Coordinator
25525 SE Hoffmeister Rd, Damascus, Oregon 97089
retreats@mthoodquiltguild.com

Mt. Hood Quilt Guild Minutes

May 12, 2020 VIRTUAL MEETING

President Wendy Sternberg started the meeting off with a warm welcome to our second video guild meeting and gave an outline of the evening's meeting. She stated that many of our Committee and Board members would be speaking and we wanted to figure out keep our quilting sisterhood up and running and active. She said she knew that many were very busy getting quilts done. Starting with Laura Rom, who is our Treasurer and will give description of what our treasurer does.

Laura Rom: So most of you don't see me as I'm not on screen, nor am I up front during a meeting. I am in my second year of a two year term of being the treasurer since it has been determined that it is a good idea for the person who handles the money to do so for two years. Why do we have a treasurer? Obviously to guard the money that comes in from dues and different money making projects. So that we are sure that we are doing the very best that we can and we are good guardians of that money. We are very lucky that the guild owns a computer and that computer is given to the treasurer to use throughout their term. The treasurer should have some background in bookkeeping, finance or accounting. You will use Quickbooks, which is extremely user friendly. It is great if you know Excel and a little bit of Word. The treasurer takes care of all the money that comes in and makes sure that that money is tracked according and in detail in Quickbooks and deposited into our Bank. They also make sure that all of our bills are paid or any refunding that we need to do. As far as duties, there are two meetings a month at least that you need to attend, a Board meeting and a guild meeting. You are responsible for not only the deposits and all of the checks but you are responsible for making sure that reports are turned in on time. There is a monthly budget report, an annual budget report and a state report. Also every once in a while, someone will ask you to run a quick report for them. All in all it is probably one of the more time consuming jobs in the guild, but gosh it's a lot of fun if you are little bit nosy like me you get to get your nose into everything and you know what is going on. And it's so fun to be a part of things. And I have made some awesome friends, who I know will be lifelong friends. In a nut shell, that's what it's like to be treasurer.

Delleen a showed presentation video on a 'Quilt as you' go project. She started off with a small mug rug and then moved on to something bigger. She calls it Stitch and Flip, but some people call it Quilt as you go. If you look on line, there is a million ways you can go. This presentation used long strips, using up scraps. The quilt comes out about 36"x42". She also has been using up a lot of fabric not from this century as many of them have dates on them. She then tried several variations of quilting.

The Pastor at Mt Hood Medical is in need of Passage Quilts. If you have some that you have something that you would like donated, it's pretty easy to take them and drop them off at the hospital. They have people right there by the front door. And Becky Caputo has agreed to have her front porch available. If you have something that you would like donated, she will take them to the hospital. Her email is becky.caputo@gmail.com. MHQG is the only organization that is providing this service. Quilts should be about 40"x60"

Delleen has developed a survey that will be going out in an email. She showed an example of the survey. The survey is called 'Quilter Feedback.' The survey asks what projects people have been working on lately for the community (masks, hospital caps, etc.), what you would like to see happening at the guild, if you have suggestions of what you would like the Board Members to do at the virtual meetings, if you have a demo that you would like to do, if you know of a contact in the quilting community that would like to promote something, or if you would like to consider being an officer. This is a way for you to give the guild any information. All this information will be going back to Community Outreach email (Delleen's account) and all the data will go into a spreadsheet and it will be a good way to share information with the all of the Board. It will let them know what you are thinking and what you are saying. I am hoping at we are going to get a lot of response and the Excel spreadsheet will be really big and have great ideas for how we go about going into the future in this new format. So when you get this email, fill it out and send me the answers. If

Mt. Hood Quilt Guild Minutes

May 12, 2020 VIRTUAL MEETING (continued)

you submit this, you will get entered into a prize drawing and three members will be announced at the next meeting using a random number. Just fill out the form and submit it. I'm anxious to see hear what you have in your mind and how we can grow and develop.

Since Barbara Belgrave was unable to connect, Delleen talked about the Fall 2020 retreat. Barbara has gone to a lot of thought about how we are going to approach the retreat in the future. With the situation of large groups meeting and social distancing, she has written a really nice letter that will go out to members who have signed up for the retreat. The letter states that the retreat may not happen, with the final decision being made in July. Social distancing would only allow half of those signed up to attend and those that did would be required to wear a mask for long periods of time. There may be a possibility of a virtual retreat. Look for the letter in your email soon if you have signed up for the retreat.

Lori Oathes came on to talk about the Block of the Month. She stated that at times, $\frac{1}{4}$ " is not always $\frac{1}{4}$ ' and it can make a difference when exchanging blocks. Lori gave ways to check to make sure you're your block will turn out the correct size. This month's block is a Disappearing 4 Patch with instructions for all blocks now on the webpage. Lori then talked about the importance of disposing of broken or bent needles and pins. To avoid torn bags or injures, use an old prescription bottle to put the needles and pin in. When it is full, you can throw it in the recycle bin or if you know of someone who has a Sharps container, it can be disposed there. Lori also mentioned that a lot of local quilt shops are open for curbside pickup or shipping. She asked that members please be sure to visit these shop and keep them operating so that the stores are still there when we come back out. Also since many members are finishing quilts, often ones that have been sitting around for a while, remember the business long arm quilters. They may have time to do your quilts right now. Check the website and the newsletter for a list of our business members.

Wendy gave a tip of making your blocks a little bit bigger and then trimming them down. This trick works for her since she does many very small quilted blocks. It helps get a 1" quilted block to be the right size. Then she gave the list of May birthdays. She said that if it is too long before we get back together, she may have to send out prizes. But first she needs to be able to get out and pick up the gift cards as she has not yet been able to do that. The winner is: Barbara LeCain.

Staci followed with a fabulous Show and Share.

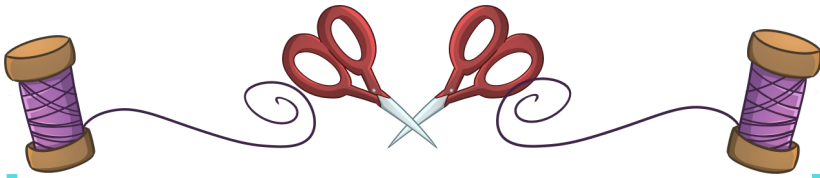
Wendy finished with reminders to everyone to read your newsletter, look for an email about the retreat, check the website for the Block of the Month and fill out the survey to let us know what we can be doing or what you can contribute. See you next month.

Respectfully submitted by Ann Marie Rears



Unfortunately, Pink Sistas is not able to host their retreats due to Covid19. As you can image, the retreaters are among the vulnerable population. Rather than allow the lovely pillow cases go unused, we were able to donate all 80 of them to the Shepherd's Door arm of Human Solutions/ Portland Rescue mission for the female population in the group home in SE Portland.


Shepherds door is accepting donations of clothing for ladies, and children under age 10.



Big thanks to those of you who have already filled out the survey! If you haven't completed it yet, we'd still love to hear from you!

This will give us the opportunity to get your input on what you'd like to see from the guild, and find out how you're spending your creative time. It's important!

[Click here for the survey](#)



Human Solutions needs haven't changed. They're still looking for:

- New socks & underwear (all genders & sizes)
- Deodorant
- Shampoo
- Hairbrushes/Soap/Body wash
- Toothbrushes/Toothpaste
- Lotion
- Sanitary Pads

Contact Susan if you have Human Solutions donations. We can make arrangements to meet.

Message from Membership

Our virtual meetings have been met with quite a successful turnout by our membership, thank goodness!

Of our 183 MHQG members, we had 168 unique views of the April video meeting and 137 unique views of the May meeting. So happy that this meeting method is working for most of us while we are continuing to social distance.

Hope to see you all soon,
Debbie O'Donnell, Barb Handahl and Shirley Workman

First Sunday Open Sew

Parkview Senior Retirement Community is currently closed to outside groups meeting at their facility. They have had several Covid-19 cases in their assisted living facility, so they are operating with an abundance of caution.

I'm looking into using Zoom, or Google Meet for future sewing get togethers. I understand some other groups have been using Zoom, or similar platforms, for meeting.

I'll keep you all posted!

Susan Ainsworth Smith
Open Sew Coordinator

>>>> Show and Share <<<<<

It was a lot of fun seeing your quilts out in the wild the last couple of months! If you have a recent finish (or up to three) you'd like included in June's Show and Share, please email a photo and description, along with your name, to Staci at newsletter@mthoodquiltguild.com **before June 8th.**

Small Groups

Co-Coordinators:

Sue Ainsworth-Smith & Linda Gaudette-Sigel

Appliqué group, **NEEDLE TURNERS**, meets the 3rd Thursday of the month at 10am at Jackie Parks's house. Contact Jackie for more info. 503-512-7665, jmillerparks@comcast.net. This group is open to new members.

THE TRAVELIN' QUILTERS meets at 6:30pm before the regular quilt guild meeting. If you have questions contact Pat Miles, 503-252-2727, pat.miles@earthlink.net. This group is open to new members.

SEW HAPPY small group meets at Laura Rom's home on the 4th Monday of each month from 10am- 3pm. Contact Laura for more info. 971-244-2305, puma01.laura@gmail.com. There are no openings in this group.

Evening small group, **SEWCIAL CLUB**, which meets on the 4th Wednesday evening of each month is currently full and closed to new members. Contact Debbie Johnsen for more details, 503-680-6494, debbie.johnsen@yahoo.com

Open! **LAST WEDNESDAY OPEN SEW** meets the last Wednesday of each month from 11am -3pm at First Baptist Church, 224 W. Powell in Gresham. Bring a project of your own or work on charity quilts. Questions? Contact Nancy Toupin, 503-381-8543, nancytoupin53@gmail.com. This group is open to new members.

PIECEMAKERS group (general quilting) meets the 3rd Monday of each month from 9am-2:30pm at the home of Barbara Belgrave, 503-421-8496. This group is full and closed.

ALL ABOUT ME group (machine embroidery) meets the 2nd Saturday of each month from 9am-2:30pm at the home of Barbara Belgrave, 503-421-8496. This group is full and closed.

If you have formed a small group or are interested in forming a small group please let one of the coordinators know so we can help you.



Message from Quilt Show Chairs

The quilt show is over a year away but we all know how time seems to go by so quickly. During this time of staying in we are fortunate enough to have a wonderful group of people to stay in contact with and fabric to play with.

Shirley Workman has volunteered to head up a committee to produce our raffle quilt. This quilt will be raffled off to help raise funds for our guild. Shirley has years of experience designing beautiful quilts for the Milwaukie Center raffle. Early next year Shirley will ask for members to assist her in producing the quilt. I am hoping several of you will see this as an opportunity to volunteer.

Also making items for the quilt show boutique is a great way to help out. Our boutique is always filled with wonderful items made by our Guild members. Pillows, bags, pot holders, and quilts are just a few items sold in the boutique. Please consider using this time of sheltering in place to contribute to the quilt show.

Thanks for all your help.

Quilt Show Chairs

Pat Curtis and Pat Miles



Here's a secret for you—click on the quilt on the upper right corner of page 1 to get the free pattern for that quilt!

Stitching Comfort

Community Outreach

Another month, and I'm still at home! The last few weeks have taught me a lot about social platforms like Zoom. Every time I'm invited, I attend - and then walk away with new knowledge. Maybe not about the meeting topic, but definitely about the computer process. How many of you have been playing that fun game "What the Heck is That Noise?" Followed up by a rousing turn at "Who Needs To Mute?" As I'm spending waaay too much screen time now, it makes me happy to find something to do while sitting and talking to my computer.

Just this week, I made 4 quilt tops while sitting in virtual meetings. I've found that my favorite way to do this is by treadle machine. She's quiet, doesn't bark, and doesn't demand my attention until the bobbin is empty. Think of it as a poor man's treadmill with fringe benefits!! Think of it as a fidget spinner from another time.

I thought maybe you would like to hear about my treadle machine. You probably know I am a certifiable foster care home for vintage orphan machines. I usually take them in for placement when they become available. I never know how long before they leave for their forever family. I have taken domestic as well as foreign placements, and know how to give them medical, cosmetic, and social care and training while they are in my care.

My treadle machine was in the window of a sketchy thrift store about 8 years ago. I climbed up to the window to stroke her, and walked away. A week later was my birthday week, and I went back to see if she was still there. When they took her out of the window, she became a half price discounted item, because the worker "broke" the belt in the process. That makes her qualify as an orphan, right?

When she got home, I told her she needed to earn her keep. I put a temporary replacement belt on, cut from a scrap of lycra and started peddling. She still has the lycra belt, I never got around to ordering a replacement. I give her oil frequently, dust her bunnies, and she just keeps going.

You may be wondering just what this has to do with community outreach? Well, she is responsible for hundreds of those scrappy string quilts. For many years, I was making enough blocks to make a quilt each week. One summer, I accumulated a dozen, and they went in a suitcase with a family to an orphanage during another type of adoption. I have other machines that have other purposes, but there is something special about my 1940 Godzilla finish, shuttle bobbin, scratched-cabinet machine. Here's a photo with 5 great things about her. I hope you are surviving the land of Zoom, and getting great use from your favorite machine.

~Delleen

✓ FIVE GREAT THINGS



1. The banana stand for a spool holder.
2. Empty bobbin for a thread guide.
3. Narrow strip of lycra scrap to replace old leather belt.
4. Milk crate full of stings...pull from sides and top!
5. A drawer full of triangle scraps.

Support our Business Members

Barbara's Bobbins and Threads

Barbara Belgrave, 25525 SE Hoffmeister Rd, Damascus, OR 97089, 503-421-8496
bjb1955@gmail.com

Craft Warehouse

Gresham Station Shopping Center, 687 NW 12th Street, Gresham 97030, 503-907-3137
craftwarehouse.com and [Craft Warehouse on Facebook](#)

Crafty Staci

Staci Wendland, craftystaci@gmail.com
craftystaci.com and [Crafty Staci on Facebook](#)

Debbiez Quilting

Debbie Zerkel 3240 SE 152nd Ave. Portland, 97236, 503-762-0231, dbz98236@yahoo.com

Heidi's Garden Quilting

Heidi Oliver, 16474 Swan Ave., Oregon City 97045, 503-421-4327, jrtluv@comcast.net
heidisgardenquilting.com and [Heidi's Garden Quilting on Facebook](#)

Kelly Creek Studio - Longarm Machine Quilting Service

Susan Ainsworth Smith, 503-577-1434, susan@kellycreekstudio.com
kellycreekstudio.com and [Kelly Creek Studio on Facebook](#)

Marie's Custom Quilting

Marie Anderson, 59 NE 3rd St., Gresham 97030, 503-481-5117 marieanderson0@hotmail.com
mariescustomquilting.com and [Marie's Custom Quilting on Facebook](#)

My Quilting Loft

Kristi Villani, 253 East Historic Columbia River Hwy, Troutdale, OR 97060
971-231-5638
kristi@myquiltingloft.com
myquiltingloft.com, [My Quilting Loft on Facebook](#), and [My Quilting Loft Community Facebook Group](#)

Quilting by the Fence

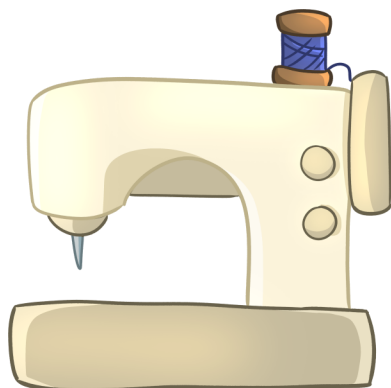
Tomme Fent, 2152 SE Beaver Creek Lane, Troutdale 97060, 503-674-4464, tommequilts@gmail.com
[Quilting by the Fence on Facebook](#)

Save Stores

1900 McLoughlin Blvd, Oregon City, OR 503-655-4414 or 6701 SE Foster Rd, Portland, OR 503-775-7283
savestores.com and [Save Stores on Facebook](#)

Shepherd's Garden Quilting

Rebecca Tellez, 775 NE 9th Street, Gresham 97030, 503-888-3415
rebecca@shepherdsyardquilting.com
shepherdsyardquilting.com and [Shepherd's Garden on Facebook](#)



June Birthdays

June Foland	5
Debra O'Donnell	11
Carolyn Johnson	13
Joyce Ley	19
Renee McGee	20
Joanne Brink	23
Pricilla Webber	25
Diane Wagner	26
Jean Ludeman	27
Maureen O'Connor	28
Janice Edwards	29
Melissa Van Dyken	30

Stash Shuffle

At our last board meeting, it was suggested we think about rescheduling Stash Shuffle for September and have it in the parking lot of Mountainview Church.

It is less likely that there would be rain in September, and it would be much easier to have social distancing, if that is where we are at that point in time. Folks who want to sell items would probably want to have pop-up tents, in case of rain, or if it's hot and sunny.

I've been waiting for Multnomah County to get to Phase I of re-opening before contacting Mountainview to potentially arrange this.

Susan

Treasurer's Report

May 21, 2020

Opening Balance – Checking \$17,655.47

Less 2020 Retreat_Registrations \$4,280.50

Less \$s held for charitable activity \$3,636.10

Net Balance \$9,738.87

Petty Cash 04/20/2020 \$35.40

Financial Talk

To my Guild members,

We hear all the time about how the world has changed and nothing is like “the good ole days.” That may be the case for many things, but we, your Mt Hood Quilt Guild Board, are determined to maintain our connection with you. We are forming plans for the coming year (remember our guild fiscal year is July through June). We want to continue our education programs and bring in some great online teachers. Our charitable efforts bless many people and we believe it is imperative to continue those programs. And, we want to stay in touch with you, our members. We have some great ideas for online get-togethers and will be sharing our thoughts with you in the June meeting. Remember, we love hearing your ideas.

With all that we have planned it is important that we proceed with our July membership drive. We are working on an easy way for you to pay your dues, either by check through the mail, or online. As soon as we have the process finalized we'll share it with you. Please remember that we share our monthly financial statements so that you can see how we spend our funds. You are also welcome to our board meetings where financial matters are discussed. This month there were no financial transactions so last month's report is still accurate.

And, once we are able to meet as a group face to face, in person, we will have a wonderful celebration. In the meantime, please take care of yourself and stay in touch.

Laura Rom
Mt. Hood Quilt Guild Treasurer

Block of the Month Challenge

Join our newest challenge! Each month we will be doing a new Block of the Month, which will allow quilters of all levels to learn or practice piecing skills, and maybe use some scraps. The blocks will then be raffled off to a lucky winner!

How it works:

- 1) Make the block following the requirements in the instructions.
- 2) Bring block to the MHQG meeting & turn in. (for now, hang onto these until we're able to physically meet again)
- 3) Each block gets one entry into drawing
- 4) A name is drawn & blocks are awarded to a winner!

NOTE: if there are a large amount of blocks, more than one winner will be drawn.

May and June blocks
are on the website—
[click here!](#)



QUARANTINE QUILT BINGO

#QuarantineQuiltBingo
#ShowMeTheModa

Make a List of
UFO's

Organize Your
Pre-Cuts

Support Your
Local Quilt Shop
with a \$10
Purchase

Change Your
Rotary Cutting
Blades

Send 3 Fat
Quarters to a
Quilty Friend as
a Surprise

De-Stash.
Donate or Sew,
Either Way It's
Got to Go!

Make a Mug Rug
or a Mini

Try Big-Stitch
Hand Quilting

Purchase a PDF
Pattern from a
Favorite
Designer

Listen to a
Quilting Podcast

Have a Virtual
Sew-Along with
a Quilty Friend

Make Fabric
Masks for
Others. Family,
Neighbors, Local
Nursing Homes...



Make a
Pincushion

Snuggle under a
Freshly-Washed
Quilt

Learn a New
Sewing Skill!
Zippers, Curves,
Garment Sewing

Join a
Sew-Along

Clean Your
Sewing Space

Hang a Quilt
Outside for an
Afternoon

Conquer the
Dreaded
Zipper—Make a
Zipper Bag

Clean Sewing
Machine &
Change Needle

Enlist Family
Members as
Sewing
Assistants

Make a
#ModaVillage
Block

Go for a
Walk—Wear a
Face Mask

Spend at Least 4
Uninterrupted
Hours Sewing

©2020 moda fabrics - all rights reserved

moda FABRICS + SUPPLIES®
modafabrics.com