

June 2023

Mt. Hood
Quilt
Guild



News from the Hood

Next Meeting June 1

**Mountainview Christian Church and on Zoom
7:00 - 9:00 pm**

Check in begins at 6:30 at the Membership Table

President's Message


.....
Hello everyone, what's the plan?

It's that time of the year again, summer vacations, trips to the beach, camping, and for us ... car shows! A week doesn't go by that isn't filled with planning the next run.

There are many plans that we, as a guild, are working on as well. Summer Sale planning is underway, we will have flyers available at our next meeting.

Planning each meeting takes some work, but the entire board does a great job helping to get it done. Currently, we are looking for 2 people to take on the job of Co-VP/Program Coordinator. Do you have a lot of super ideas for our meetings? We'd love to have your help!

See you in June!
Susan Ainsworth Smith
President



*Free Quilt
Pattern*

OFFICERS & COORDINATORS

President:

Susan Ainsworth Smith 503-577-1434
president@mthoodquiltguild.com

Vice President co-chairs:

Julie Hale 503-758-6869
Debbie Stoffer 503-730-3818
vicepresident@mthoodquiltguild.com

Treasurer:

Donna Taylor 503-720-7439
treasurer@mthoodquiltguild.com

Secretary:

Denise Bush 503-477-0253
secretary@mthoodquiltguild.com

Membership Chair:

Barbara Junor 503-704-9608
membership@mthoodquiltguild.com

Community Outreach Coordinator:

Delleen Kompkoff 503-575-8327
communityoutreach@mthoodquiltguild.com

Small Group Coordinator:

Debbie Johnsen 503-680-6494
smallgroups@mthoodquiltguild.com

Challenge Coordinator:

Lori Oathes 503-329-1707
challengecoordinator@mthoodquiltguild.com

Newsletter Editor:

MHQG Board
newsletter@mthoodquiltguild.com

Web Editor:

Debra O'Donnell 503-504-2354
website@mthoodquiltguild.com

Quilt Show Committee Chair:

Shirley Workman 503-659-3517
quiltshow@mthoodquiltguild.com

AdHoc Chair:

Marie Anderson 503-481-5117
Adhoc@mthoodquiltguild.com

Equipment Manager:

Ann Marie Rears 503-784-0089
equipmentmanager@mthoodquiltguild.com

Retreat Coordinator

Debbie Stoffer
retreats@mthoodquiltguild.com

Vice President's Message



JUNE PROGRAM

FAIR SEASON IS JUST AROUND THE CORNER

Have you entered a quilt in a county or state fair? Did you win a ribbon? Would you like to enter one but have no idea where to start?

Well, we hope that the June program will encourage members to have their works displayed in any one of the upcoming county or state fairs in Oregon or Washington.

Cris Waller, Clackamas County Fair Quilts superintendent, will be our featured speaker. Clackamas County Fair will accept quilts - Friday, August 4 (2pm-8pm) & Saturday, August 5 (10am-4pm). SEW, we have plenty of time to finish a project for the 2023 FAIR!!!!

SHOW AND SHARE

Bring your ribbons and quilts that have been exhibited in any County or State Fair to share during our show and share time. We would like you to tell us a little bit about what it was like for you to see your quilt hanging in an exhibit hall during the fair. Let's have some fun and get ready for summertime during the June guild meeting.



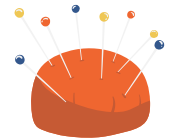
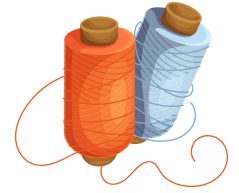
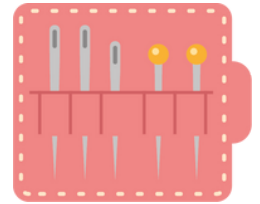
Message from Membership



Happy June! We now have 237 members in our guild. This has been an exciting year of growth for the guild and it is great to see many members coming to the meetings.

The summer sale is in July and at that time you can renew your membership. Remember the rate is now \$35.00 for individuals and \$60.00 for businesses. You can use the online form and pay with your credit card or fill out the paper form that will be available at the sale and monthly meetings. You can pay with a check or credit card at the meetings and the summer sale.

To access the online form, go to the Mt Hood Quilt Guild website, click on online payments/renewal, New Member, Classes. Click on the individual membership and it will bring up the form to fill out. click on add to cart and add payment information. If you have any questions, please contact me at membership@mthoodquiltguild.com or 503-704-9608.



BOARD MEETINGS

All guild members are encouraged to join in the guild board meetings. The meetings are scheduled for the Thursday 2 weeks prior to the general meetings at 6:30PM. If you are interested in reading the minutes of the meetings they are located on the Members' page of the website. [Click here](#) to read.

Contact any board member for information.

The June 2023 board meeting will be in person at Mountainview church. It is our semi-annual meeting that will include Bylaw Review and Board and Committee Chair Reports.

Show and Share

Please bring along to the next meeting any new finishes and UFOs to show our group. Also, remember to bring any ribbons & quilts from county or state fairs to share.

Click here to go to the [Show and Share](#) page on the website

Have you ever wanted reach out to another member of the guild? We have a Roster on our website in the [Members' Area](#) at your service.

June Birthdays



6/1 Cathy McMahon
6/2 Carol Shokey
6/3 Cheryl Rush
6/5 June Foland
6/9 Micah Callahan
6/11 Debra O'Donnell
6/13 Carolyn Johnson
6/13 Liz Gardner
6/17 Cynthia Bergeron
6/20 Susan Hall
(Pam Brown May 23 whoops!)

6/21 Sharon Kidder
6/25 Carole Taylor
6/25 Bev Waterworth
6/25 Pricilla Webber
6/26 Diane Wagner
6/27 Jean Ludeman
6/28 Maureen O'Connor
6/28 Pat Ostman
6/29 Janice Edwards
6/29 Julie Lewis
6/30 Vickie Philips





at the meeting:



TO-DO

BUY UFO TICKETS

DROP OFF BLOCK OF THE MONTH

CHECK OUT THE FREE TABLE

BUY SOME FABRIC : Fabric Finds!!

SHOW AND SHARE

STITCHING COMFORT
DROP OFF QUILT & PICK UP KIT

GET A BLUE BAG FOR BOTTLE RECYCLING

Sign up to help at the SUMMER SALE

Treasurer's Report

April 30, 2023

Opening Balance Credit Union	\$ 29,279.11
Petty Cash	234.97
Total Beginning Balance	<u>\$ 29,514.08</u>
<u>Income</u>	
Fabric Sales	126.50
UFO Challenge	100.00
Interest income	3.77
Dues & Guest Fees	100.00
Class registrations	30.00
Total Income	<u>\$ 360.27</u>
<u>Expenses</u>	
Computer & internet expenses	1.03
Class Expenses	135.99
Post Office Annual Fee	210.00
2024 Retreat deposit	2,250.00
Storage Facility	213.60
Membership expenses	54.39
Speaker Fees	(150.00)
Total Expenses	<u>\$ 2,715.01</u>
Current MHQG Balance	<u>\$ 27,159.34</u>
Less Restricted Funds	
Charitable activity	5,409.66
UFO / BOM Activities	1,000.00
Net Balance Unrestricted Funds	<u>\$ 20,749.68</u>

BECOME INVOLVED

We need you to join the
Mt. Hood Quilt Guild Board

Come visit a ZOOM meeting,
and see if you would like
to take one of the
positions that will
be nominated this summer.



VICE PRESIDENT
and
PROGRAM DIRECTOR

CONTACT ANY
BOARD MEMBER
FOR INFO

GET ACTIVE
WITH THE GUILD

JUNE BLOCK OF THE MONTH – BUTTERFLIES



This month the flowers are blooming like crazy. I'm hoping to see some butterflies in the yard soon, and I'm hoping this block will tide me over until the real ones come out. This quick block looks a little complicated, but it is made up of all squares and rectangles, so it goes together quickly. The smaller pieces also may allow you to use up some scraps. So let's really dig in and pull out some fancy tropical colors for our butterflies. Maybe experiment with that little piece of ombre you've been wondering what to do with. See our **FREE pattern** for this Block Of the Month (BOM) on the guild's website under the [Project Of the Month](#) section. Let me know if you have any questions. ChallengeCoordinator@MtHoodQuiltGuild.com

Depending on the number of blocks turned in, there may be more than one winner!.

The Project Of the Month section is password protected because some designers have given permission for guild member use. Password is **Thread2023**.



What is the Block Of the Month or "BOM"?


Each month the Guild provides a specific free pattern as a challenge for interested guild members to make. Most blocks have a skill to learn or practice to keep our skills sharp.

The block(s) are then made and brought to the meeting to turn in for a drawing. The blocks are displayed to inspire all members. One raffle ticket is given for each block turned in- and you can make more than one for more chances to win! A drawing is done for those who turned in blocks and the winner gets all the blocks! Sometimes when there is a large amount of blocks submitted, there may be more than one winner!

Give it a try- It is fun to finish a quick project, and you may just win the blocks !



JULY SNEAK PEAK: We won't have a BOM in July, but we are trying something new with a Fat Quarter Exchange. It will be a 2-part event with a chance to freshen up your stash a bit, and even a chance to win a stack of fat quarters. There will be multiple winners! MORE TO COME IN NEXT NEWSLETTER



2023 Mt. Hood Quilt Guild UFO Challenge

IT'S BACK!!! Dig out your UnFinished Objects for chances to win!

The UFO project challenge is a fundraiser where 50% of the funds go directly to the Guild, and the remaining 50% will be used for cash prizes for the winners.



HOW IT WORKS:

1) Buy in for \$10 (cash/card/check). Buy-in starts at March meeting.

2) Each \$10 give you up to 5 chances to win.

3) Complete previously started projects, then show your finished projects at guild meetings starting in March. You get a drawing entry for each finished project up to 5. (You keep projects)

4) **Drawing will be at the September meeting after the Show & Share.**

a) First prize wins 1/2 prize money.

b) Second prize wins 1/2 of remaining prize money.

c) Third prize wins remaining prize money less \$10.

d) Fourth prize wins \$10

Example: \$400, Prize pool = \$200, 1st =100, 2nd=\$50, 3rd=\$40, 4th=\$10

And there will be a few fun surprises along the way



GUIDELINES:

1) Finished quilts must be pieced, quilted and bound. Labels encouraged.

2) Must be completed between February 2023 and September 2023.

(Honor system: No previously completed quilts please)

3) Minimum size is 36x48" or equivalent.

4) Buy-in as many times as you like throughout the challenge.

So go through those old boxes, bags and drawers to DIG OUT THOSE UFOs,

AND **LET'S GET SEWING !!!**

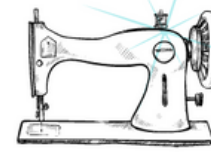
Questions? Contact Lori Oathes at ChallengeCoordinator@MtHoodQuiltGuild.com or 503-329-1707

Thanks to the quilters who donated their talents with piecing, quilting, binding, and donating materials.



Stitching Comfort

Community Outreach



Andi
Barb J
Bernie
Bertie
Bev
Carol S
Cheryl
Cynthia
Deb H.
Debbi R
Deenie
Denise
Hannah
Jan S
Janet N
Jean
Karen
Kathy
Linda B
Liz
Mary N
Mary W
Robin
Sharon
Shirley W
Tricia

One of the challenges of making quilts from fabric donated by many people is finding coordinates that seem to work well together. Those of you who contribute and sew for us are aware of the many types of scrappy quilts that seem to evolve magically each month.

To some quilters, "scrappy" is a challenging term, and "random" is downright fear-inducing!! I've decided to embrace the challenge, and use many donated fabrics that play well together. Why use 3 fabrics, when over a 100 could be possible? Now, I'm not suggesting that you use 100 different fabrics, but you may want to branch out a little with color and style choices.

The last couple of months, as I've been quilting the tops that have been turned in, I'm again discovering how satisfying it is to see a good scrappy quilt. The easiest way to add variety is by using charm squares. Because so many small pieces of extra fabric are donated, I can cut lots of squares to put into kits for you.

Several years ago, members decided that getting more variety in their charm squares would be fun. Each month, members brought a bag of 24 charm squares of a designated color, and left with a new assortment! The exchange was a quick way to get lots of scrappy goodness.

We will talk about starting **24's a Charm** again at the next meeting. Stay tuned for information.

FREE PATTERN

Charm Box Quilt Pattern

Shortcut Pattern



Finished Size: 36 1/2" x 45 1/2"

Fabric Requirements

Two Charm Packs or sixty 5" squares (Fabric A)
 (Two Aloha Girl Charm Packs)
 3/4 yard solid fabric (20199-60)
 1/2 yard binding (20244-11)
 1 1/2 yards backing (20245-13)

Cutting

Cut solid fabric into:
 4 - 3 1/2" x 27 1/2" strips (Fabric B)
 3 - 2 1/2" x 32" strips (Fabric C)
 2 - 2" x 32" strips (Fabric D)
 Cut binding fabric into:
 5 - 2 1/2" x width of fabric strips (Fabric E)

Check out our YouTube tutorials



1-866-826-2069
 www.FatQuarterShop.com
 www.YouTube.com/FatQuarterShop

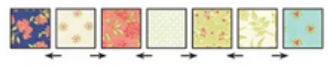
Quilt Center

Use 1/4" seams and press as arrows indicate throughout.
 Divide your Fabric A squares into sixteen dark squares and twelve light squares for the Quilt Center.
 Save the remaining thirty-two Fabric A squares for the borders.

Assemble four dark Fabric A squares and three light Fabric A squares.

Charm Row should measure 5" x 32".

Make four.




Make four.

Assemble two Fabric D strips, four Charm Rows and three Fabric C strips.

Charm Box Unit should measure 27 1/2" x 32".

Make one.



Make one.

www.fatquartershop.com/charm-box-quilt



WANTED

Looking for a quilter who regularly attends meetings and can collect the Passage Quilts that are donated to Hopewell House.

MT. HOOD QUILT GUILD SMALL GROUPS

Small Group Coordinator:
Debbie Johnsen
smallgroups@mthoodquiltguild.com

HANDWORK GROUP

New small group forming in the Estacada area

Tuesdays or Fridays 10 - 3

I can accommodate 4-7 people

Tables, power cords, iron & ironing board
provided. Kitchen for lunches

Bring your handwork, piecework,
knitting. This group will develop over time, the
goal is to create a social setting for handwork.

Contact: Eileen McCloskey

503-860-6026, please

leave a message with a call back number.

HANDWORK STITCHING

Meets 2nd Wednesday at Wendy Sternberg's home

Call or email for more info. Vaccinations required.

Wendy Sternberg - 503-853-5595

wendycsternberg@gmail.com

No openings

WEDNESDAY SEWCIAL CLUB

Meets every Wednesday evening

Contact: Debbie Johnsen

Debbie.johnsen@yahoo.com

503.680.6494

No openings

SEW HAPPY

Meets 4th Monday 10-3

Contact: Laura Rom

puma01.laura@gmail.com

971.244.2304

No openings

THE GRATEFUL THREAD

Machine Embroidery Group

Meets 3rd Thursday 9 am to noon

via Zoom, link below

9:00 a.m. to 12:00 p.m.

Contact: Carol Sandberg

503-318-7944

quiltmama050705@gmail.com

Join Zoom Meeting

[https://us02web.zoom.us/j/89972089858?
pwd=TGFwVWlHYklNRmtDZ2JSUWpYi9ZQT09](https://us02web.zoom.us/j/89972089858?pwd=TGFwVWlHYklNRmtDZ2JSUWpYi9ZQT09)

Meeting ID: 899 7208 9858

Passcode: 297507

MYSTERY MAVENS

Meets 1st Monday 10-5

First Baptist Church Gresham

224 Powell Blvd., Gresham, OR 97030

Contact: Terry Knott

quilting00@aol.com

503.804.6367

OPEN SEW

Meets 1st Sunday from 10-3 via Zoom

[https://us02web.zoom.us/j/82093838229?
pwd=S0VWZ3V1Y1BYCjk0eVJObm5Fblk0dz09](https://us02web.zoom.us/j/82093838229?pwd=S0VWZ3V1Y1BYCjk0eVJObm5Fblk0dz09)

Meeting ID: 820 9383 8229

Passcode: 402217

Contact: Linda Danley 360-721-3016



MEETING NOTES



MHQG Member Meeting 5/4/23

Susan Ainsworth-Smith started the meeting at 7:00 pm

Members present: 86 in person, 15 on zoom, 2 guests, and no new members

Tables and signups available for members: Sign-up for Nancy Goldsworthy "sparkly threads class; UFO Challenge and BOM table; Skip-a-week fabric sales, of which the guild gets a portion of the sales as a fundraiser; community outreach - kits for sewing and binding as well as kits for both domestic and LA quilting; free table

Julie Hale introduced the speaker, Jenny Jo Lamb of Lamb Farm Designs who told of her quilting journey and showed her quilt samples of patterns she has for sale. Jenny Jo began sewing at a young age by making Barbie doll clothes. From there she did mainly garment construction until she took up quilting, which she learned from a retired home ec teacher in 1997, and hasn't looked back. She will be developing a line of applique patterns as well as a line of wool patterns. Lamb Farm Designs has a retreat house in Scappoose that will house up to 8 quilters. Some door prizes were provided by Lamb Farm Designs..

Break from 8pm to 8:15pm

Announcements: Julie Hale signed the new meeting space contract with the church for the next year which covers the 2023 - 2024 lease year. There is a verbal agreement in place for the guild's lease on the room for the foreseeable future.

Debbie Johnson, the small groups coordinator, announced that we still have 3 uses of the classrooms to use by the end of July. The guild gets use of classrooms, which are included in our rent, 6 times a year.

Shirley Workman is heading up the summer sale which will be held Saturday, July 22, 2023 in the church parking lot. There will be an organizing meeting June 3, 2023. Please look through your sewing rooms to find anything you might not ever use to donate to the sale. Threads, quilt kits, tools, notions, fabrics, yarn, other hand work or needlework items are all needed.

Susan announced that the board voted on and approved an increase in dues. With the increase in the lease amount, the increased amount for a larger storage unit, and higher prices for batting and thread used on donation quilts, dues will be going up beginning with registration in July 2023 to 35.00 per year for members and 60.00 per year for business members.

BOM: large tulip blocks. Each winner of the drawing received 5 blocks. There were 10 names drawn, 2 were drawn twice so 8 winners. Liz Yeary, Patty Salvey-Sunde (2), Tracy Nygard, Candy Myers, Dorothy Spain, Lori Oathes (2), Robin Lock, Bernie Andreotti. Next BOM - TBA Birthday drawing winner for May birthday was Jere Barrett

Show and Share

Susan ended the meeting at 8:51 pm

Denise Bush, MHQG secretary



4th ANNUAL SUMMER SALE

Saturday July 22
9 a.m. to 2 p.m.



Mountainview Christian Church
Parking Lot

HERE'S WHAT YOU NEED TO KNOW



DONATE YOUR STUFF

DONATIONS ACCEPTED: June 3 from 9 a.m. to 12 p.m.
Mountainview Church Portico (front door)



PRIVATELY SELL YOUR STUFF FOR \$25 RENT A 8'X12' SPACE

There are eight of these spaces available. It will be responsibility of the person renting the space for setting up their space, displaying and pricing their items, managing all money transactions, and leaving the area as it was when they arrived. Sign-up sheets will be available at the June guild meeting and need to be returned and paid at the **July 6th guild meeting**.



**VOLUNTEER TO WORK WITH THE COMMITTEE
OR DURING THE PARKING LOT SALE
HANG POSTERS TO ADVERTISE NEAR YOU**

Join
us!



**COLLECT AND DONATE ITEMS TO USE
FOR RAFFLE AND SILENT AUCTION FUNDRAISING**




**MORE INFO AND SIGN-UPS AT THE JUNE MEETING
OR CONTACT SHIRLEY quiltshow@mthoodquiltguild.com**

THIS IS A MAJOR FUND RAISER FOR THE GUILD – WE NEED YOUR HELP!!!



OUR JUST FUTURE

Formerly known as

 **HumanSolutions**

DONATE NEW ITEMS TO EMERGENCY SHELTERS

We'll accept some gently used items in certain situations. Contact volunteer@ourjustfuture.org or (971) 806-7799 for more info.



CLOTHING Undergarments, Pajamas & Outerwear

DIAPERS & WIPES

BED LINENS Sized for Cots, Twin, Full & Queen

HYGIENE ITEMS Dental Care, Hair Care & Lotion

PET SUPPLIES Food, Toys, Bowls, Collars & Cleaner

 **OUR JUST FUTURE**

BOTTLE DROP

Current Balance

\$121.54



At each guild meeting, Susan will have her red wagon available for your donations to Our Just Future. Items are delivered to the Women's Shelter. They will disperse items to the Lilac Family Shelter as appropriate.



https://www.amazon.com/hz/wishlist/ls/K8EMCZG3KQZ3?ref_wl_share

FABRIC FINDS



Donated fabric available for sale as Guild Fundraiser

ALTERNATE MONTHS: SALES FROM SKIP A WEEK

MT HOOD QUILT GUILD SUMMER SALE

The Summer Sale will be July 22 (Saturday) from 9 a.m. to 2 p.m. in the Mountainview Parking Lot.

What to donate?

Quilting fabrics - we take anything that you think someone could use

Other fabrics - not every quilter makes traditional quilts- some are fiber artists, and some make clothing or other items

Complete kits - started or not

Thread - all kinds

Notions - all those goodies that you thought you would use but never did

Tools - see above

Yarn - again all kinds

Small wall hanging or table runners particular with holiday themes

When to donate: June 3 from 9 a.m. to 12 noon at the Church Portico (front door). Just drive up and we will help you unload it.

If this time does not work for you, email: quiltshow@mthoodquiltguild.com

SUPPORT OUR BUSINESS MEMBERS

Craft Warehouse

Gresham Station Shopping Center
687 NW 12th St, Gresham, OR 97030
503-907-3137
www.craftwarehouse.com Facebook

Feather Your Nest Quilt Store

Kris and Abbi Howatt
130 N. Main Gresham, OR 97030
971-220-0936
FeatheredNest97030@gmail.com
featheryournestquiltstore.com
etsy.com/shop/FeatheredNest97030

Heidi's Garden Quilting

Heidi Oliver
16474 Swan Ave, Oregon City, OR 97045
503-421-4327
jrtluv@comcast.net
heidisgardenquilting.com
Facebook

Kelly Creek Studio

Longarm Machine Quilting Service
Susan Ainsworth Smith,
503-577-1434
sainsworthquilts@gmail.com
Facebook & Instagram

Loli's Dream Quilting

Linda Mosher
lmosher1234@gmail.com

Marie's Custom Quilting

Marie Anderson
59 NE 3rd St, Gresham, OR 97030
503-481-5117
marieandersono@hotmail.com
mariescustomquilting.com
Facebook

Moravec Family Quilting

Jeanette Moravec
5288 SE El Centro Way, Milwaukie, OR 97267
(319) 427-0138
moravecfamilyquilting@outlook.com

My Quilting Loft

Kristi Villani
253 E Historic Columbia River Hwy, Troutdale, OR 97060
971-231-5638,
kristi@myquiltingloft.com
myquiltingloft.com
Facebook, Community Facebook Group

Nine Patch Quilting

Nancy Goldsworthy
503-256-0746
ninepatchquilting@comcast.net
www.ninepatchquilting.com

Save Stores

1900 McLoughlin Blvd, Oregon City, OR
503-655-4414
6701 SE Foster Rd, Portland OR
503-775-7283
savestores.com
Facebook

Shepherd's Garden Quilting

Rebecca Tellez
775 NE 9th St, Gresham, OR 97030
503-888-3415
rebecca@shepherdsquilt.com
shepherdsquilt.com
Facebook

Women-SEW Global Foundation

LaVerne Lewis
3604 SE Powell Valley Rd #324
Gresham, OR 97080
503-674-2574
lavernel@womensewglobalfoundation.org
womensewglobalfoundation.org
Facebook




Basting

Classified Ads


Have something quilt related to sell? Advertise in our newsletter for only \$5 a month.



Welcome to our Quilt Store!!
 We love helping you with Fabrics, Notions, Classes and so much more!
 Amazing Sewing Machine, Serger and Long Arm Service with our fabulous technician Aaron! Any and all brands are welcome.
 Long Arm Quilting Services available! Edge to Edge Quilting. We square it up for you when done and there is no additional charge for threads.



Quilting Delights Call us (503) 658-1600 or visit online at quiltingdelights.com

Invented for Quilters by a Quilter
 Check out our most recent Mark It Eight!! Marking Ruler for Half Square Triangles.
 Let us help you simplify your quilting life!
 Watch our informative videos on www.youtube.com/quiltingdelights 

\$20 off any Machine Service – No Limit on the number of machines! Guaranteed 3 day Turnaround or your service is FREE!

For all you wonderful Mt. Hood Quilt Guild Members During the months of May & June
 *25% off 1 cut of fabric
 *10% off all regularly priced items

Make It Eight!! Marking Ruler
 Quickly and easily mark and sew Half Square Triangles. Then use your favorite ruler to Square Them Up!! We LOVE the Bloc Loc™ Rulers

No more moving your ruler! No more guessing at the correct angle. No more making one HST at a time. No more Triangle Paper!! Just mark and sew..... 

One color, scrappy and so much more!! Charm Pack (5" Squares) and Layer Cake (10" Squares) friendly!
 Let us help you simplify your quilting life!



Quilting Delights **Introductory Pricing \$29.95 Each \$5 Shipping in the USA Buy 2 & Shipping is FREE in the USA!**

Call us at (503) 658-1600 or order yours online at www.quiltingdelights.com

Invented for Quilters by a Quilter
 Watch our informative videos on www.youtube.com/quiltingdelights 

- *12" Marking Ruler for marking 5 to 8 Half Square Triangles at a time.
- *Proudly Made in the USA.
- *12" Square with rounded corners and 8 marking slots.
- *Works well with Sew Line Mechanical Pencils, Friction Pens and Blue Bohin Washaway Pens.
- *Non-slip coating on the back holds onto the fabric when marking.
- *Includes multiple block and quilt patterns ready for you to download.

News from other Guilds

**STASH BAZAAR
 SPRING 2023**



**SATURDAY
 JUNE 3, 2023
 9 AM TO 2 PM**

- * Fabric * Books * Patterns *
- * Sewing & Quilting Supplies *
- * Quilts & Handmade Gifts *

FREE Admission and FREE Parking

**Salmon Creek United Methodist Church
 12217 NE Highway 99
 Vancouver, WA 98686**

Sponsored by Clark County Quilters
www.clarkcountyquilters.com

