

Mt Hood Quilt Guild Board Minutes

March 3, 2020

Wendy call the meeting to order at 7:00 p.m. Due to several conflicts the meeting was sparsely attended, but member Terry Knott was in attendance.

The subject of documented procedures was brought up again. It was decided that each position needed to compile a binder to fully document the steps needed for each part of their job so that there is more continuity when positions have a change over. The matter was voted on and passed unanimously.

The issue of Board meeting venues was also brought up. Tonight the restaurant was very empty and quiet, but that is often not the case. It can often be crowded and noisy, making it hard for all to hear what is being said. Wendy volunteered her home as an option, but realized that some may not want to drive so far after dark. Elmer's Restaurant was brought up as it has a small room that could be closed off. It was also mentioned that the Toastmasters go to Black Bear Restaurant. Since not many Board members were in attendance, some research would need to be done and the idea will be brought up at another meeting.

Surveys were given out at the last Guild meeting asking members about their interest and preferences for classes and speakers. All returned surveys were to be given to Linda, who was absent for the evening.

Wendy said she was going over the list of places that charity quilts were given out. Since Pregnancy Resource Center is an anti-abortion organization and a political organization, Wendy suggested that, for political reasons, we no longer distribute Guild charity quilts to them. It was suggested that if members wanted to take charity quilts to the Center on their own as individuals, it would be fine as long as the Guild label was not on them. This would just keep our list cleaner and cause no political backlash.

Tomme Fent was in attendance to discuss the idea of sharing a speaker with Columbia Gorge Quilt Guild that Linda Shaull brought up last month. Tomme said that Columbia Gorge Quilt Guild meets only four times a year on the third Saturday in February, May, August and November at different locations within the gorge including one in Troutdale. May of 2021 is the next time that our meeting and theirs meets in the same week. It was suggested that if we combined resources, we could take advantage of a great opportunity to bring in a bigger name speaker for both guild meetings and have a class also. This would provide a benefit to members and not cost the guilds much money out of pocket. Tomme contacted numerous speakers/teachers and many were no longer traveling or were not interested or unavailable. She also provided us a budget proposal with a breakdown of fees and revenue. (see attached) Bonnie Langenfeld is a fabric landscape artist that comes highly recommended. She would offer 3 full day classes and a half day class with each guild having the opportunity to have half the class slots. The proposed budget showed that it would end up costing each Guild \$225 which is less than what we usually pay for a speaker. The decision was voted on and passed. Tomme would draw up a contract and research a facility to hold classes.

Delleen brought up another wonderful opportunity for charity work. First Student, Inc., which provides bus service to Gresham/Barlow students, strives to provide food for needy students over the weekend. Delleen devised a cinch sack so students could carry their weekend supplies home. She is using donated fabric to make 2 bags from 3 fat quarters without scraps for "Operation Backpack." A First Student

representative will be available at the March meeting and at the Stash Shuffle to answer questions. Kits put together will also be available.

Wendy mentioned that she was contacted by Clark Co Fair. A representative will be at our March meeting asking for volunteers to help with their quilt show. Volunteers will get free Fair admittance.

Debbie O'Donnell said that Debbie Stoffer had suggested a guest book idea for the membership table. The guest book would help track guests and the membership committee could then email a thank you note along with an invitation to join as a follow up.

It was mentioned that Lori Oathes (Block of the Month) and Sue Ainsworth Smith (National Quilt Day Stash Shuffle), both absent for the evening, would need time at the next meeting to discuss their areas.

Meeting was adjourned at 7:38 p.m.

BONNIE LANGENFELD - P&L ESTIMATE
May 11-17, 2021

Shared Expenses	Estimated	Actual
Air fare & checked bags	\$ 550.00	
Hotel, 5 nights	600.00	
Meals 6 days	300.00	
Shipping of samples	50.00	
3 full-day classes	1,950.00	1,950.00
Less class registrations - 60 @ \$65/ea.	3,900.00	
Half-day class	450.00	450.00
Less class registrations - 20 @ \$45/ea.	900.00	
Facility rentals	750.00	
MHQG meeting lecture	300.00	300.00
CRGQG meeting lecture	300.00	300.00
Total Expenses	\$ 450.00	
1/2 Expenses to Each Guild	\$ 225.00	

Landscapes in Fabric by Bonnie Langenfeld
<https://www.landscapesinfabric.com/>



Meet Bonnie:


I have to create. It can be home decor, drawing, sewing, inventing new uses for things, or new ways to do things. I first learned to sew on my mother's machine. I can still see where it was and what I sewed. It was like magic-fast, amazing and a bit scary. From then on I was hooked and have sewn almost everything our family has needed, short of underwear and attaching buttons! (I have to draw the line somewhere!)

Since about 2000, I have developed Landscapes in Fabric into the creative business it is today. I love the solitude of the work time and interactions with people who enjoy discussing the art process, and viewing my work.

My work is currently displayed in The Hirdie Girdie Art Gallery in Sanibel, FL. Additionally I participate in shows put on by my quilt groups. I teach classes and enjoy give presentations anywhere I am asked. Ironically, I was an elementary teacher for 35 years and at the time, hated giving presentations! Now I love it!

For many years I only did raw edge applique and thread sketching/painting. I pride myself in not using any paint or ink to enhance the images. (Ok, once in a while I do write house numbers with a fine marker, but that's it.) Very recently I began to create with synthetic felt. It stitches and melts very easily so it is a great medium for creating textures on my landscapes.

Classes



Stitch Sampler


This one-day class is truly a sampler of machine stitching techniques. Students learn the basics of machine set-up and stitching; choosing fabrics; and using adhesives, threads, and stabilizers. We will work according to samples provided by the instructor to make realistic rocks, trees, grasses, flowers, water, and more, and assemble them into a handy reference booklet. All levels.


No kit. Students bring stabilizer, thread, and fabric scraps.

Beginning Landscape

Learn how to use simple perspective, art principles, fabric choices, and stitches to make realistic landscapes. The instructor offers a kit with patterns, stabilizer, and fabric choices, for an additional fee. Each student is free to choose their fabrics and picture arrangement.

One day, beginning and intermediate levels. 8" x 10" project. Optional kit: \$20





Old World Window

Do you love windows? This is for you. In this one-day class, you will learn how to make a window look set into the wall, and make the shutters, the mullions, and the wall have dimension and texture, all with raw-edge applique and thread painting. Additionally, you'll learn an easy way to make shadows, curtains, and a reflection in the window. The finishing touch is a lush flower box.

The required kit (\$25) supplies fabrics and special materials you will need. One day, and the 8" x 10" picture is ready to frame. You'll want to make tons of these! Suitable for all levels.

Beardie in Bobbin Work

In this half-day class, make an adorable Bearded Collie while learning to do bobbin work! You will work in free motion and create great texture on this little guy. The finished Beardie is about 10" high and can be applied to any background. He's so cute and fun to make! All levels. Pattern provided.

