

NOVEMBER 2021

Mt. Hood
Quilt
Guild



News from the Hood

→ **NEXT MEETING
NOVEMBER 9TH**

7:00 pm

Mountainview Christian Church / Zoom

President's Message



Like most people, as November arrives, my mind turns to the things I am thankful for. I am thankful for my family, my home, the colorful leaves, good friends and so much more! I am thankful for meaningful ways to impact my community through doing something I love: making quilts. I am thankful for our guild and the 180+ members that make our guild so vibrant and fun!

I was blown away by recent the generosity of our guild!! I had put out a call on social media for Passage Quilts to be finished last month and was overwhelmed by the immediate response! Not only were many Passage quilts returned at the October meeting; but quilts for all our supported organizations were returned to the back table! Our retreat ladies were hard at work making quilts for Boxes of Love as an outreach project during the recent virtual retreat. My heart is full knowing our community is being blessed because of our collective quilting efforts.

With the holidays are fast approaching, I encourage each of you to take some time to reflect on what you are thankful for and what fills your heart.

Becky Caputo
President

OFFICERS & COORDINATORS

President:

Becky Caputo 503-665-4087
president@mthoodquiltguild.com

Vice President:

Dottie Miller 503-658-1852
vicepresident@mthoodquiltguild.com

Treasurer:

Ann Marie Rears 503-784-0089
treasurer@mthoodquiltguild.com

Secretary:

Linda Gaudette-Sigel 503-704-7672
secretary@mthoodquiltguild.com

Membership Chair:

Debra O'Donnell 503-504-2354
membership@mthoodquiltguild.com

Community Outreach Coordinator:

Delleen Kompkoff 503-575-8327
communityoutreach@mthoodquiltguild.com

Small Group Coordinator:

Susan Ainsworth Smith 503-577-1434
smallgroups@mthoodquiltguild.com

Challenge Coordinator:

Lori Oathes 503-329-1707
challengecoordinator@mthoodquiltguild.com

Newsletter Editor:

MHQG Board
newsletter@mthoodquiltguild.com

Web Editor:

Debra O'Donnell 503-504-2354
membership@mthoodquiltguild.com

Quilt Show Chair:

Pat Miles 503-252-2727
quiltshow@mthoodquiltguild.com

AdHoc Chair:

Laura Rom 971-244-2304
Adhoc@mthoodquiltguild.com



Vice President's Message

Hello Fellow Quilters!!

Christina Cameli's Wedge Class was Saturday! Everyone in attendance learned something new and created really interesting and beautiful designs. Look for pictures very soon! Because we had such a productive and fun day, let's do it again. Watch for dates and details right here!!

Do you have a family signature quilt? **Please bring it to our November meeting.** Peggy Gelbrich, professional quilt designer and teacher, will be talking about how friendship and camaraderie are a large part of quilt making and how those early friendships led to documented signature quilts.

Dottie
Vice President



November Birthdays

11/3	Charlene Opperman
11/5	Carol Sandberg
11/7	Janet Surbrook
11/7	Dorothy Spain
11/8	Janet Novak
11/20	LaVerne Lewis
11/23	Carol Springer
11/24	Marie Anderson
11/24	Barbara Mowery
11/25	Christine Scott
11/27	Denise Bush
11/27	Jennifer Aubry
11/30	Janet Lindquist



Treasurer's Report September 30, 2021



Opening Balance	\$ 25,292.31
<u>Income</u>	
Donations-Amazon Smile	
Class registration	550.00
Interest income	0.58
Fabric Sale	167.00
Dues and Guest Fees	350.00
Retreat Registration	120.00
Total Income	\$ 1,187.58
<u>Expenses</u>	
Computer & internet expenses	150.40
Bank fees	10.94
Rent, Guild meeting place	960.00
Door Prizes	90.00
Speaker fees	308.70
Retreat expenses	1,452.72
Total Expenses	\$ 2,972.76
Current MHQG Balance	\$ 23,507.13
Less Restricted Funds	
Charitable activity	4,203.42
Electrical cord grant	250.00
	\$ 4,453.42
Net Balance	\$ 19,053.71
Petty Cash	\$ 101.58



Message from Membership

Our October 'hybrid style' meeting was attended by 50 members in person and 13 members tuning in via ZOOM. We welcomed one new member as well.

The MHQG Board has been working hard brainstorming and implementing new ideas to make our meetings successful as well as Covid safe for all. October worked out well and November will be even better! If you are not able to attend in person, but need help with ZOOM, please reach out to a board member for assistance. Our email addresses are on the front page of the newsletter.

Hey! Wanna know a GREAT way to meet WONDERFUL Quilty people?!? Join the MHQG Board by becoming the new MEMBERSHIP Chair for 2022. Here is a list of what the job entails, but what it doesn't say is how enriching and fun the position is! [Click here](#)

Happy Quilting!

Debra O'Donnell- Membership Chair

× × × × × × × × × × × × × × ×
× We welcome any guild member who ×
× would like to join us at our board ×
× meetings! ×
× At the moment we are Zooming the ×
× Tuesday 2 weeks prior to the general ×
× meetings at 6:30PM. You can find the ×
× newly updated Zoom calendar on the ×
× Members Only page on the website or ×
× if you are interested in reading the ×
× minutes of the meeting that is where ×
× they are as well. Next meeting is ×
× November 30th. ×
×  ×
× × × × × × × × × × × × × × ×

Small Groups



Open Sew News!

We are meeting via Zoom, on the 1st Sunday of each month. The link is on our website, in the small groups section, and on the calendar.

Machine Embroidery Group

Carol Sandberg is forming a machine embroidery group.

Contact her directly if you are interested!

Email: quiltmama050705@gmail.com


Phone: 503-318-7944

[Click here to view all small groups](#)

Block of the Month

NOVEMBER: DISAPPEARING 4-PATCH – DÉJÀ VU AGAIN !

This is our last catch-up block from 2020. Whether you've already made a block, or if you would like to try this cutie, the FREE tutorial is on the website under Project Of the Month November 2021 & June 2020! Only one block is needed to enter the drawing, but these blocks turn out so cute, you might want to make more than one. This block introduces some new skills, and while it looks complicated, a beginner can do it! So give it a try, and join the fun, you may be a winner!!! Let's fill up the BOM board! If you cannot attend the November meeting in person, but want to participate in the drawing, call or text me to arrange delivery prior to the meeting- if you win, we will send it to you. challengecoordinator@mthoodquiltguild.com



November Block of the Month Tutorial
[Click Here](#)

Show and Share

Please bring your new finishes to share at the meeting in person OR send a photo to website@mthoodquiltguild.com to be included in the monthly slideshow on our website. We'd like some more quilt holders to help show quilts up closer to the camera after the presentation on stage so that we may get better photos for the website.

[Here's a link to last month's gallery.](#)

Stitching Comfort

Community Outreach

Supply Chain Management

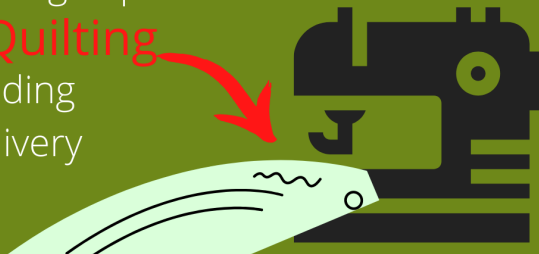


Staffing Shortages



- ✓ Donating Fabric
- ✓ Building Kits
- ✓ Piecing Tops

Quilting



- ✓ Binding
- ✓ Delivery

Supply Chains and Staffing Shortages are hot topics, whether you are shopping for Christmas gifts, trying to find a new car, or just replacing your appliances. If it's not stranded on a container vessel in a harbor, it can't be built because of missing parts. Don't even wonder about where all the missing workers are - some of us are doing more work than ever because of vacancies. It has become a big problem for many.

If you've been a guild member for awhile, you know that we are lucky to have a great supply of donated fabric. We have a wonderful, dedicated group that loves to piece tops and bind quilts. We have great volunteers who fill the car and deliver to our community partners.



Each month, we have a stack of tops that need to be quilted. That's been the broken link in our chain for years. It seems to be a theme in most newsletters I have written in the past. We have never had enough volunteers to quilt for us.

Last month, when the retreat members turned in quilts for Boxes of Love, their gifts were quilted and bound!! It gave me hope that maybe our broken link could be fixed!

Thanks to Robbie for teaching us machine care.

SEWING MACHINES

SAVE STORES

VACUUM CLEANERS

He also took 4 quilts back to the store to quilt for us as they demo long-arm machines!

If you are inspired by the efforts of the retreat members, maybe you can offer to quilt a top for us. Long arm members have an easy way to get kits from Susan. Domestic machine quilters can get a kit at the meeting. (I've been carrying the same kits back and forth since July!)

Bottle Drop

Current Balance \$141.70



I would like to thank all of you who turned in completed quilts recently. Special thanks to the retreat members. It's great to get those moved on to Boxes of Love.

Please email if you need more info, batting, or backing.
communityoutreach@mthoodquiltguild.com

Fall 2021 Quilt Retreat Wrap-up

Attendees at the MHQG Fall 2021 Quilt Retreat spent Thursday September 30th through Sunday October 1st at a virtual retreat on Zoom. There were gifts and prizes and games and demonstrations and a lot of fun and fellowship was had by all.

Tomme Fent once again shared a mystery quilt design with the group. The quilt of baskets turned out really great; (be sure to check the pictures on the website!)

Suzi Grunau wowed us with demonstrations on the mile a minute method of creating fabric from scraps and making a wonder clip cushion.

Stephanie Harland led us in discussions and playing some unique and fun games.

We made over 30 quilts to donate to Boxes of Love. THANK YOU ALL! You can still turn in the quilts to My Quilting Loft or at the guild meeting.

The Fall 2022 Quilt retreat is tentatively scheduled for Oral Hull Park Thursday September 29th through Sunday November 2nd but we don't have a firm price yet. It could be a Zoom retreat again. We need someone to step up as retreat chairman to plan the event either as an in person or on-line retreat. A committee of 4 or 5 is handy in planning and running the retreat.

Check out the Retreat page on the website to view photos from the event. [Click here](#)


What is that thing? **AND HOW DO YOU USE IT?**

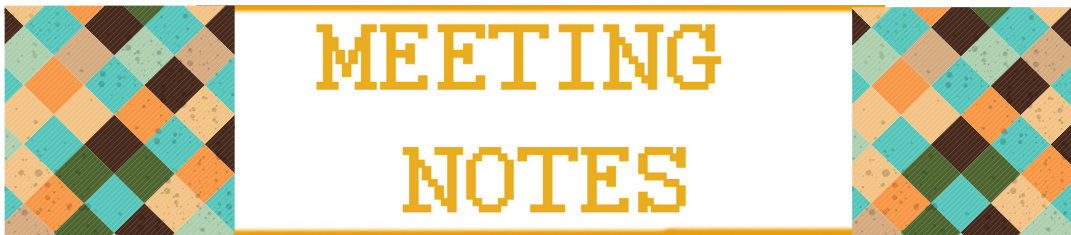
You know that sewing room item that you are always using? The one you found at a garage sale, Home Depot, or Goodwill? The thing that really wasn't designed for sewing or quilting use?

Send a photo, and a short description of how you found it and how you use it while making quilts.

The items will be used in an upcoming feature for the guild

Email :
communityoutreach@mthoodquiltguild.com





MEETING NOTES

**Mt Hood Quilt Guild
Members Meeting @ Mountain View Church
October 12, 2021**

After a few attempts to get the Zoom up and running, Vice President, Dottie Miller opened the meeting at 7:03 p.m. with Zoom running successfully, as President Becky Caputo was unable to make the meeting. Dottie talked about the Christina Cameli class scheduled for October 30th. The class is full, but we are accepting wait list individuals and those that would be interested in a class to possibly be scheduled later. Attendees would be required to wear a mask to the class and can expect an email with more information later.

Dottie also had a volunteer sewing opportunity. David Douglas High School was asking for volunteers to help sew costumes for their upcoming play. Interested individuals should contact Dottie for more information.

Skip-a-Week was in attendance tonight with fabric for sale. The Fabric Find sale table will be back next month with the two fabric sale opportunities alternating months.

Dottie read off the Birthday names for this month and Linda Mosher was the winner. Numerous door prizes were then awarded.

A presentation was awarded to Staci Wendland for all the jobs she had taken on since the beginning of the Guild, from technology, web design, newsletter and many more. Staci will be moving soon to Montana. She was given a personalized charcuterie board.

Stephanie Harland gave an update on the success of the online Zoom retreat and the positive responses. She also gave a report on the number of charity quilts that were turned in as a result. We are hoping that we can return to an in-person retreat next year and are looking for a chair to head up next year's retreat.

Dottie pointed out that MHQG t-shirts were for sale on the back table for \$15 and multiple size were available.

Robbie from Save Stores was the evening's presenter. Robbie was invited to discuss trouble shooting and basic machine maintenance. He states that most minor problems can be corrected by re-threading the machine, both from the spool and the bobbin. He also lists the four major areas that need to be checked:

- Tension: thread your machine with the pressure foot up and note where the tension is located,
- Check spring: the small wire located after putting it through the tension and before the Take-up.
- Take up: this lever is sometimes hard to see but it moves the thread up and down as you sew,
- Needle: make sure the flat part of the needle is towards the back on all top bobbin loaded machines.

Robbie also talked about which machines need oil and which don't. And he stated that when there is a problem with your sewing, the looping is on the opposite side of where the problem is located. If the loops are on the top, the problem is with the bobbin and if the loops are on the bottom, the problem is with the top threading. He then gave a presentation of how to take out the bobbin case and where and how to clean the dust from your machine. The presentation was projected on the front screen while he demonstrated on two different types of machines. He suggested basic machine tools to have on hand: a screwdriver, oil (if your machines requires it) and dust removal tools. For dust removal, Robbie suggested a vacuum tool attachment or a clean make up brush. He said to never use canned air as it has moisture incorporated into it and it also blew dust into the machine not out. Robbie then gave a lengthy talk on types of needles and thread.

At the end of the evening, Robbie opted to take several charity quilt kits back to the shop with him to quilt for us.

After the break, and more door prizes were given out, Delleen Kompkoff asked members to separate into four groups. Groups to meet in the room corners to discuss the possible things that could be done with the fabric squares that were given to each member upon entering. Each group had one member give their suggests. Delleen then told a hilarious story of how she came into possession of this wild and crazy fabric.

Lori Oathes pulled tickets to award the two versions of Block of the Month and showed an example of next month's block.

The evening finished with a presentation of Show and Share, including numerous mystery quilts from the on-line retreat.

The meeting was adjourned at 8:53 p.m.

Human Solutions is in need of the following items:

- Socks and underwear
- Diapers , size 5 & 6
- Baby wipes
- Hygiene items
- Hand sanitizer
- Bedding, twin and queen
- New shower curtains
- New/gently used bath towels
- Healthy, non-perishable snacks

For more info, contact Sherri Phillips 503-894-3726, sphillips@humansolutions.org

X X X X X X X X X X X X X X
 X With holiday season upon us, X
 X a quick and easy way you can X
 X support the guild (at no extra cost X
 X to you) is to designate the X
 X Mt. Hood Quilt Guild X
 X as your favorite charity when you X
 X shop at Amazon and Fred Meyer. X
 X
 X See the bottom of the home page on X
 X our website for details: X
 X www.mthoodquiltguild.org X
 X X X X X X X X X X X X X X



The Fabric Finds table was developed to make the best use of the fabric generously donated to the guild. The Community Outreach charity quilt program will choose any fabric that makes the most sense for quilt kits, backings etc. The remaining will be offered to members at large every other in person meeting as an opportunity to choose fun, new fabrics for your projects.

Pay what you choose as a donation amount for your personal projects or take what you like for free to make charity quilts. The money raised will go into the guild general fund.

Fabric Finds will be at the November meeting. Garfield Skip-a-Week will be here in December.

Classified Ad

“ This is a “New Queen” sewing machine manufactured by Sears & Roebuck probably in the 1920’s (just a guess). It belonged to my great grandmother; hand crank. It is not functioning and appears to have been a treadle machine. Missing throat plate. Might be a nice decorative piece for a quilt store or similar. Any suggestions on what to do with it are welcome. ”



I also have a couple bins of Sweatshirt fleece.

Barbara Haidi

bhaide@aol.com



MHQG T-shirts

For Sale at the November Meeting for \$15.00
Contact Dottie if you need one, but won't be attending.

Support our Business Members

Coast to Coast Fabric

Janet Novak
3583 NE 218th Ave, Fairview, OR 97024
503-572-8679
coasttocoastfabric@gmail.com
Facebook
Coast to Coast Fabric on Etsy

Craft Warehouse

Gresham Station Shopping Center
687 NW 12th St, Gresham, OR 97030
503-907-3137
www.craftwarehouse.com Facebook

Crafty Staci

Staci Wendland
craftystaci@gmail.com
craftystaci.com
Facebook

Domke Farms

36801 SE Proctor Rd. Boring, OR 97009
662-380-3743
sewfabamy@gmail.com
domkefarms.com
Instagram

Heidi's Garden Quilting

Heidi Oliver
16474 Swan Ave, Oregon City, OR 97045
503-421-4327
jrtluv@comcast.net
heidisgardenquilting.com
Facebook

Kelly Creek Studio

Longarm Machine Quilting Service
Susan Ainsworth Smith,
503-577-1434
susan@kellycreekstudio.com
kellycreekstudio.com
Facebook

Marie's Custom Quilting

Marie Anderson
59 NE 3rd St, Gresham, OR 97030
503-481-511
marieandersono@hotmail.com
mariescustomquilting.com
Facebook

My Quilting Loft

Kristi Villani
253 E Historic Columbia River Hwy, Troutdale, OR 97060
971-231-5638,
kristi@myquiltingloft.com
myquiltingloft.com
Facebook, Community Facebook Group

Nine Patch Quilting

Nancy Goldsworthy
503-256-0746
ninepatchquilting@comcast.net
www.ninepatchquilting.com

Save Stores

1900 McLoughlin Blvd, Oregon City, OR
503-655-4414
6701 SE Foster Rd, Portland OR
503-775-7283
savestores.com
Facebook

Shepherd's Garden Quilting

Rebecca Tellez
775 NE 9th St, Gresham, OR 97030
503-888-3415
rebecca@shepherdsgardenquilting.com
shepherdsgardenquilting.com
Facebook

Women-SEW Global Foundation

LaVerne Lewis
3604 SE Powell Valley Rd #324
Gresham, OR 97080
503-674-2574
lavernel@womensewglobalfoundation.org
womensewglobalfoundation.org
Facebook

