

November 2023

**Mt. Hood
Quilt
Guild**



News from the Hood

Next Meeting Nov. 2

7:00 PM Check in starts at 6:30

President's Message

Hello members!

Have you ever had tennis elbow? I did, once, and it wasn't from playing tennis! It was really rotary cutter elbow, and now I'm dealing with rotary cutter shoulder. Off to physical therapy I go, and hopefully it will resolve soon because there is never a time when I don't need to cut fabric.

Our program this month will be all about healthy quilting, I'm looking forward to it. Who here doesn't sit hunched over their sewing machine for hours at a time. We all know that there are healthier ways to accomplish tasks, let's see what we can learn!

**See you in November!
Susan Ainsworth Smith
President**



OFFICERS & COORDINATORS

President:

Susan Ainsworth Smith 503-577-1434
president@mthoodquiltguild.com

Vice President co-chairs:

Tricia Crockett-503-310-4748

Pam Hunt-503-819-2868

Liz Prom-503-522-2014

vicepresident@mthoodquiltguild.com

Treasurer:

Donna Taylor 503-720-7439

treasurer@mthoodquiltguild.com

Secretary:

RayeAnn Yapp-503-807-4846

secretary@mthoodquiltguild.com

Membership Chair:

Barbara Junor 503-704-9608

membership@mthoodquiltguild.com

Community Outreach Coordinator:

Delleen Kompkoff 503-575-8327

communityoutreach@mthoodquiltguild.com

Small Group Coordinator:

Debbie Johnsen 503-680-6494

smallgroups@mthoodquiltguild.com

Challenge Coordinator:

Lori Oathes 503-329-1707

challengecoordinator@mthoodquiltguild.com

Newsletter Editor:

MHOG Board

newsletter@mthoodquiltguild.com

Web Editor:

Debra O'Donnell 503-504-2354

website@mthoodquiltguild.com

Quilt Show Committee Chair:

Shirley Workman 503-659-3517

quiltshow@mthoodquiltguild.com

AdHoc Chair:

Marie Anderson 503-481-5117

Adhoc@mthoodquiltguild.com

Equipment Manager:

Ann Marie Rears 503-784-0089

equipmentmanager@mthoodquiltguild.com

Retreat Coordinator

Debbie Stoffer

retreats@mthoodquiltguild.com

Liaison with Venue

Julie Hale

liaison@mthoodquiltguild.com

Vice President's Message



Autumn Greetings Fellow Quilters!

Summer is officially over, and we are winterizing around our homes. How about you?



We are looking forward to the November meeting, where our guest speaker will be Rose Parr from Canada. Our meeting IS IN-PERSON, but our speaker will join us via ZOOM so be sure to arrive on time to catch her presentation in its entirety.

You know the phrases, “work smarter not harder” and “safety first”? Well, Rose is going to teach us to be “Sew Smart”. Yes! Old quilters (and new ones) CAN learn new tricks! Is your cutting table the correct height, is your chair at the proper angle? How about your ironing board?

We hope you will join us at the meeting to hear how we can Sew Smarter.

See you then!

The 3 Mingos 🦩🦩🦩
Pam, Tricia, and Liz



NOTE: Members who wish to make announcements at our meetings please contact our VPs two weeks prior to meeting to ensure the announcements won't interfere with speaker time, or, notify Susan (our President) since she has the full meeting agenda.

Let's Celebrate November Birthdays




- 11/1 Patty Salvey-Sunde
- 11/3 Charlene Opperman
- 11/5 Carol Sandberg
- 11/7 Dorothy Spain
- 11/8 Susan Banks
- 11/8 Joyce Harrington
- 11/16 Sharon Bishop
- 11/18 Cyndy Johnson
- 11/18 Tamara Hanson
- 11/20 LaVerne Lewis
- 11/21 Kathleen Light
- 11/23 Carol Springer
- 11/24 Marie Anderson
- 11/24 Tiffany Thuleen
- 11/25 Christine Scott
- 11/26 Debra Giles
- 11/26 Cindy Williams
- 11/27 Joyce Buckley
- 11/27 Denise Bush
- 11/27 Carrie Wheeler
- 11/30 Kitty Scott

TO-DO at the meeting

-  BUY FABRIC FROM SKIP A WEEK
-  PARTICIPATE IN 24'S a CHARM
-  CHECK OUT THE FREE TABLE
-  SHOW AND SHARE
-  STITCHING COMFORT
DROP OFF QUILT & PICK UP KIT
-  LONGARM KITS! PICK UP & DROP OFF
-  WOMENS' SHELTER DONATIONS
-  Lori's BLOCK of the MONTH
-  GET A BLUE BAG FOR BOTTLE RECYCLING
-  Drop off CHRISTMAS FABRIC or
SEWN STOCKINGS
-  Drop off a TACTILE QUILT BLOCK
FOR A BABY FLOOR QUILT

SECRET
WORD
BASTING



This Month FABRIC SALE SKIP-A-WEEK

A Percentage of the sales also goes to Mt. Hood Quilt Guild

The Semi-Annual Board Meeting

will be in person at Mountainview Church

Monday - December 11th - Room 112

4pm - 9pm

Budget Review

Board nominations for

President

Membership

Treasurer

will be readied to present to the January Membership Meeting.



Treasurer's Report



Sept 30, 2023

Opening Balance Credit Union	\$ 19,455.29
Petty Cash	234.97
Total Beginning Balance	<u>\$ 19,690.26</u>

Income

Interest income	5.71
Fabric Sale Commissions	20.00
Donations	150.00
Dues & Guest Fees	1,175.00
UFO Challenge Income	10.00

Total Income \$ 1,360.71

Expenses

Comfort Quilt Supplies	338.81
Computer and Internet expenses	17.94
Rent 3 months - Mtn View	1,100.00
UFO Challenge Winners	170.00
Zoom	149.90
Speaker Fees	692.70

Total Expenses \$ 2,469.35

Current MHQG Balance \$ 18,581.62

Less Restricted Funds	
Charitable activity	4,085.21
UFO / BOM Activities	1,000.00

Net Balance Unrestricted Funds \$ 13,496.41



Employee Giving and Corporate Matching

MHQG has now enrolled. Check to see if you may have access to double a donation through your workplace.

Ask a Board Member for more info

YOU CAN PICK UP MORE
BOTTLE DROP BAGS
AT THE MEETING

Current Balance \$365.58



NO BLOCK OF THE MONTH FOR NOVEMBER 2023



Due to several unexpected issues, there will be NO BOM for the November meeting. My sincere apologies! I love putting together the blocks, and am sorry to let the group down with such short notice. We will be back with a new, fun block for our December meeting.

BUT WAIT, this gives us an opportunity to revisit some of our older projects that can be used as custom handmade gifts , or just a project to make something fun for yourself. These projects were all selected to go together easily and learn or practice a technique. Look in the Project Of the Month section of the website and look for projects from July 2020 to January 2021. These are from when we were not meeting in person, and making projects was a way to keep my sanity. I also made a few birthday and holiday gifts along the way. Who doesn't like a nice new flannel pillowcase or a new set of nice clean potholders? Take a look, you may be surprised at what you find. mthoodquiltguild.org/project-of-the-month



BOM will be back in December.

What is the Block Of the Month or "BOM"?

Each month the Guild provides a specific free pattern as a challenge for interested guild members to make. Most blocks have a skill to learn or practice to keep our skills sharp. The block(s) are then made and brought to the meeting to turn in for a drawing. The blocks are displayed to inspire all members. Normally one raffle ticket is given for each block turned in, and you can make more than one block for more chances to win! Watch for specials like this month where you have a change to get more tickets to win! A drawing is done for those who turned in blocks and the winner gets all the blocks! Sometimes when there is a large amount of blocks submitted, there may be more than one winner!

Give it a try- It is fun to finish a quick project, and you may just win the blocks !

For those who celebrate, happy Thanksgiving!

For all, enjoy all the lovely November days and beautiful falling leaves.



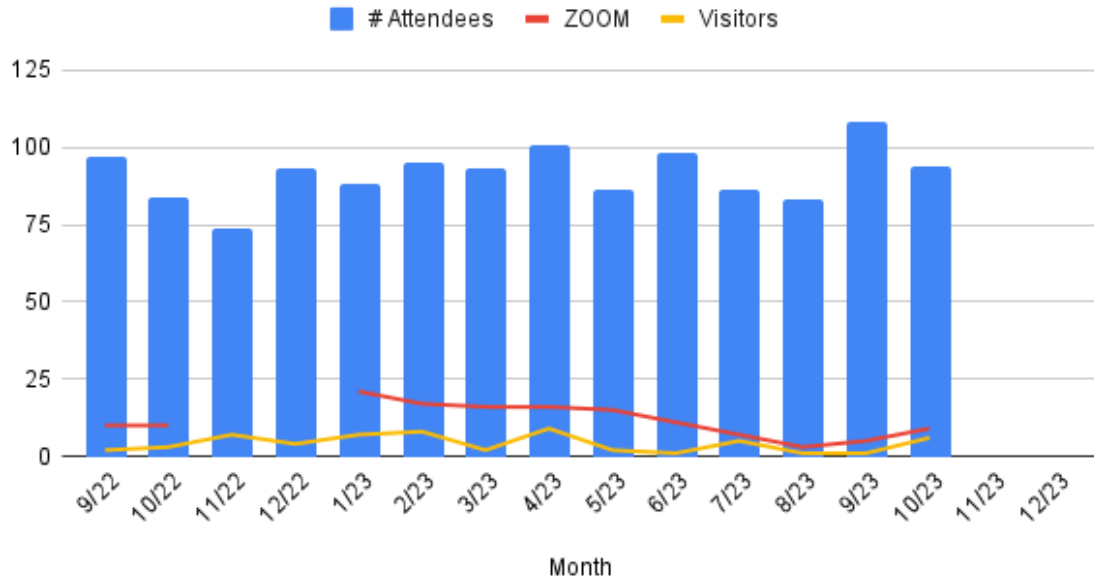


Message from Membership



We have had record numbers attending our monthly meetings. 108 in September, 94 in October.

Attendees, ZOOM and visitors



Replacement name tags can be provided at a cost of \$5.00. These will be available at the check-in desk.

If you have not yet renewed your membership for this next year, please renew at the check-in desk and pay Donna at the Treasury table.

The form for renewal is also on the guild's website:

<http://www.mthoodquiltguild.org/membership-renewal-and-new>

Board Meetings

All guild members are encouraged to join in the guild board meetings. The meetings are scheduled for the Thursday 2 weeks prior to the general meetings at 6:30PM. If you are interested in reading the minutes of the meetings they are located on the Members' page of the website. [Click here to read.](#) Contact any board member for information.

Show and Share

Please bring any new finishes to share with our members. We need to have two members volunteer to hold quilts every month and two more members volunteer to fold them for the person showing.

[Click here to go to the Show and Share page on the website](#)

OCTOBER MEETING NOTES



Present: 94 members, 6 guests, 3 new members, 9 on Zoom

Susan Ainsworth Smith opened the meeting at 7:02 pm

Door Prizes: Two Pattern & Kits given by speaker Janet Fogg, and VPs gave a charm square pack

Vice Presidents: (Tricia, Pam, and Liz)

Reminded us that November's speaker will present via Zoom from Canada, but we will still meet in the church Family Center

My Quilting Loft & Feather Your Nest Shop are having a Harvest Moon Shop Hop, November 2nd - 11th

Tricia introduced speaker Janet Fogg, who is a quilt artist, long-armed, pattern designer, and holds a degree in Graphic Design. Her website is <https://janetfoggquilts.com>. Janet presented an amazing and prolific trunk show of her work, which included animal themes using applecore (spool), clamshell, and intricate but traditional blocks. She long arm quilted all, which was as interesting and intriguing as her piecework. Janet took a few questions from the membership.

Break from 8:09 to 8:20, and Susan reminded everyone to visit the tables at that time: BOM, 24's a Charm, Community Outreach (Delleen needs members to take a small pieced, quilted work and put a binding on it! You can do this on a domestic machine and the binding fabric is included!), Long Arm quilters, Free Table, Our Just Future donation wagon, and membership to join or renew your membership. The tables are now marked with colorful star balloons.

Announcements & News: Susan sadly announced long-time member and quilter extraordinaire Virginia O'Donnell's passing on Tuesday, October 3. Susan will keep members posted about services; check your email or the guild Facebook page.

Delleen presented Elaine & Wendy from Fill A Stocking, Fill A Heart in Oregon City. Volunteers donate and sew Christmas stockings with specific items, using a specific pattern. Delleen will have the pattern at the Community Sew at First Baptist on the second Wednesday of each month. Christmas fabrics not sold at the For Sale table at our meeting will go toward the stockings. Their FB page has a plethora of information about how the process works: Fill a Stocking, Fill a Heart | Facebook Delleen also presented an opportunity to create tactile quilts for vision-impaired infants through Columbia Regional Inclu Services; Delleen is collecting 10-inch squares that have varied surfaces such as soft or bumpy textures, zippers, or noisy crinkles, jingles, or squeaks. Please: NO buttons or other swallow hazards.

Susan asked for members to step up and assume the Zoom master position currently manned by Stephanie Harland. Member Elizabeth Michael agreed to take that on and Stephanie will work with Elizabeth to make a smooth transition. Susan also asked for a member to take the Treasurer position, but didn't get any offers at the meeting.

BOM winners (Black Cats): 39 blocks yielded 13 blocks each to 3 winners!

24' a Charm: Lori Oathes also asked if you didn't pick up your charm pack from the last meeting, she has it for you.

October's Birthday Winner is Ann Marie Rears!

Show and Share: The Mystery Mavens gave a short presentation of their works featuring Bonnie Hunter quilts just prior to the general S & S segment of the meeting.

Susan thanked everyone for coming and ended the meeting at 8:46 pm. Submitted by Raye Ann Yapp, MHQG Secretary



Barb
Bernie
Cheryl
Cyndy
Debbie H
Debbie S
Denise
Donna
Dorothy
Eileen
Gale
Jacquie
Jan
Jean
Jerri W
Julie
Kathy
Laura
Linda B
Linda M
Lisa
Liz
Marion
Mary N
Mary W
Michelle B
Pam
Pat M
Raye Ann
Robin
Sharon
Susan
Tiffany
Tomme
Tracy N
Tricia

Stitching Comfort
Community Outreach

I want to thank all the members who have shared their time and talent to make quilts and other items to share with our community agencies. Sometimes we are focused more on the process and creation, and less on its purpose and destination. Every time the guild receives a thank you note I am reminded of the impact of giving, not only just to the recipient, but also family and staff members who are connected to the person receiving our gift. Our program of giving is always met with thanks. In this Thanksgiving month, I want you all to know how appreciated you are!

We continue to collect 10.5" tactile blocks to finish building interactive floor quilts for babies who are visually impaired. This project is a little different from traditional quilts, but I'm sure you have something in your stash that feels or sounds interesting when sewn onto a square of fabric. I'm hoping to get a few more quilts finished up and out for use soon. Thanks for helping with this. **Stephanie McAlexander** will be visiting our December meeting for a brief time to share info about her work with **Columbia Regional Inclusive Services**.



<https://www.crisoregon.org/domain/47>



Been shopping lately? The Christmas displays are everywhere you look! If that has you in a seasonal burst of creativity, you may want to stitch up a few Christmas stockings to donate. On our website, you can download a PDF with a pattern and instructions. I'm finding that they are a quick, satisfying way to spend a few minutes at the sewing machine between free motion quilting and kit making! Some members who attended Wednesday Community Sew have joined in the fun.

<http://www.mthoodquiltguild.org/community-outreach>

I will also have some freezer paper sock patterns if you can't print from the PDF. We will continue to collect the stockings, and any Christmas fabric you would like to donate for Fill a Stocking, Fill a Heart. Thanks for supporting this non-profit in Clackamas County.



Here is a fast quilt taken from **Quilts for Kids** website. It is an easy way to use 3/4th yard of a kid print you have on hand. It looks like a good project where you could practice free motion quilting in the focus fabric, and straight stitching in the checks and borders.



https://media.rainpos.com/5148/check_mate_formerly_paris.pdf



MT. HOOD QUILT GUILD SMALL GROUPS

Small Group Coordinator:
Debbie Johnsen
smallgroups@mthoodquiltguild.com

HANDWORK GROUP

New small group forming in the Estacada area

Tuesdays or Fridays 10 - 3

I can accommodate 4-7 people

Tables, power cords, iron & ironing board
provided. Kitchen for lunches

Bring your handwork, piecework,
knitting. This group will develop over time, the
goal is to create a social setting for handwork.

Contact: Eileen McCloskey

503-860-6026, please

leave a message with a call back number.

HANDWORK STITCHING

Meets 2nd Wednesday at Wendy Sternberg's home

Call or email for more info. Vaccinations required.

Wendy Sternberg - 503-853-5595

wendycsternberg@gmail.com

No openings

WEDNESDAY SEWCIAL CLUB

Meets every Wednesday evening

Contact: Debbie Johnsen

Debbie.johnsen@yahoo.com

503.680.6494

No openings

SEW HAPPY

Meets 4th Monday 10-3

Contact: Laura Rom

puma01.laura@gmail.com

971.244.2304

No openings

THE GRATEFUL THREAD

Machine Embroidery Group

Meets 3rd Thursday 9 am to noon

via Zoom, link below

9:00 a.m. to 12:00 p.m.

Contact: Carol Sandberg

503-318-7944

quiltmama050705@gmail.com

Join Zoom Meeting

[https://us02web.zoom.us/j/89972089858?](https://us02web.zoom.us/j/89972089858?pwd=TGFwVWIHYklnRmtDZ2JSUWplYi9ZQT09)

[pwd=TGFwVWIHYklnRmtDZ2JSUWplYi9ZQT09](https://us02web.zoom.us/j/89972089858?pwd=TGFwVWIHYklnRmtDZ2JSUWplYi9ZQT09)

Meeting ID: 899 7208 9858

Passcode: 297507

MYSTERY MAVENS

Meets 1st Monday 10-5

First Baptist Church Gresham

224 Powell Blvd., Gresham, OR 97030

Contact: Terry Knott

quiltting00@aol.com

503.804.6367

COMMUNITY SEW

First Baptist Church 224 Powell Blvd

2nd Wednesdays 10 am - 3 pm

Lots of Available Space for More Members

Sewing with a community, and

Sewing for the community.

Contact: communityoutreach@mthoodquiltguild.com

OPEN SEW

Meets 1st Sunday from 10-3 via Zoom

[https://us02web.zoom.us/j/82093838229?](https://us02web.zoom.us/j/82093838229?pwd=S0VWZ3V1Y1BYck0eVjObm5Fblk0dz09)
[pwd=S0VWZ3V1Y1BYck0eVjObm5Fblk0dz09](https://us02web.zoom.us/j/82093838229?pwd=S0VWZ3V1Y1BYck0eVjObm5Fblk0dz09)

Meeting ID: 820 9383 8229

Passcode: 402217

Contact: Linda Danley 360-721-3016

DONATE NEW ITEMS TO EMERGENCY SHELTERS

We'll accept some gently used items in certain situations. Contact volunteer@ourjustfuture.org or (971) 806-7789 for more info.



CLOTHING Undergarments, Pajamas & Outerwear

DIAPERS & WIPES

BED LINENS Sized for Cots, Twin, Full & Queen

HYGIENE ITEMS Dental Care, Hair Care & Lotion

PET SUPPLIES Food, Toys, Bowls, Collars & Cleaner

 **OUR JUST FUTURE**

At each guild meeting, Susan will have her red wagon available for your donations to Our Just Future.

Items are delivered to the Women's Shelter, and they disperse items to the Lilac Family Shelter, as appropriate.



https://www.amazon.com/hz/wishlist/ls/K8EMCZG3KQZ3?ref=wl_share



Add variety to your stash by trading quilt shop quality 5" squares.

NOVEMBER GREEN

DECEMBER PURPLE

JANUARY RED

Questions? contact Lisarhuman@gmail.com

It's time to be charmed by all the new 5" squares you discover in your bag!

- Write your name on a sandwich bag.
- Fill it with your **green squares**.
- Drop it off by 7:15 PM.
- Collect your new squares at the end of the meeting.

Things to remember:

Quilt shop quality fabric, no selvages, cut on-grain only.

Be sure to use fabric you would love to receive!

You may participate any month you wish.

Helpful Hints from the Hood

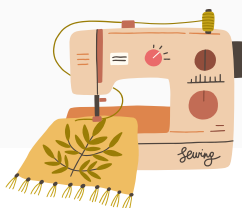
November's Tip!

Stay Stitching: After you've completed your quilt top, and before you sandwich it for quilting, stitch about 1/8" from the outside edge to prevent your seams from popping open!

Do you have a helpful tip to share? Forward suggestions to:

retreats@mthoodquiltguild.com

and we'll add them to our growing list!



The **Quilt Retreat Committee** is planning a great retreat for the fall of 2024 for our guild members.

**November 12-14, 2024
OREGON GARDENS**

Signups will start at the January 2024 guild meeting.

Our theme is **"Bee Sew Creative"**



OUR BUSINESS MEMBERS

Craft Emporium

Lorajean Kelley
19959 E Burnside, Portland, OR 97233
503-8054657
www.craftemporiumpdx.com
Instagram: @craftemporiumpdx

Craft Warehouse

Gresham Station Shopping Center
687 NW 12th St, Gresham, OR 97030
503-907-3137
www.craftwarehouse.com Facebook

Feather Your Nest Quilt Store

Kris and Abbi Howatt
130 N. Main Gresham, OR 97030
971-220-0936
FeatheredNest97030@gmail.com
featheryournestquiltstore.com
etsy.com/shop/FeatheredNest97030

Heidi's Garden Quilting

Heidi Oliver
16474 Swan Ave, Oregon City, OR 97045
503-421-4327
jrtluv@comcast.net
heidisgardenquilting.com
Facebook

Loli's Dream Quilting

Linda Mosher
lmosher1234@gmail.com

Marie's Custom Quilting

Marie Anderson
59 NE 3rd St, Gresham, OR 97030
503-481-5117
marieandersono@hotmail.com
mariescustomquilting.com
Facebook

Moravec Family Quilting

Jeanette Moravec
5288 SE El Centro Way, Milwaukie, OR 97267
(319) 427-0138
moravecfamilyquilting@outlook.com

My Quilting Loft

Kristi Villani
253 E Historic Columbia River Hwy, Troutdale, OR
97060
971-231-5638,
kristi@myquiltingloft.com
myquiltingloft.com
Facebook, Community Facebook Group

Nine Patch Quilting

Nancy Goldsworthy
503-256-0746
ninepatchquilting@comcast.net
www.ninepatchquilting.com

Save Stores

1900 McLoughlin Blvd, Oregon City, OR
503-655-4414
6701 SE Foster Rd, Portland OR
503-775-7283
savestores.com
Facebook

Shepherd's Garden Quilting

Rebecca Tellez
775 NE 9th St, Gresham, OR 97030
503-888-3415
rebecca@shepherdsgardenquilting.com
shepherdsgardenquilting.com
Facebook

Women-SEW Global Foundation

LaVerne Lewis
3604 SE Powell Valley Rd #324
Gresham, OR 97080
503-674-2574
lavelnel@womensewglobalfoundation.org
womensewglobalfoundation.org
Facebook



Dear Mt. Hood Quilt Guild Members,

I am writing on behalf of Quiltopia Oregon and our Quilt Show at the Mill that will be held this year on November 3 & 4 at Willamette Heritage Center in Salem, Oregon. Each year we display up to 200 quilts of all sizes in an art gallery-like setting on the third floor of the historic Thomas Kay Woolen Mill Building. Our show also includes a quilt challenge sponsored by The Grand Hotel and Good Vibes Quilt Company and is shown in the lobby at The Grand. We also have a number of vendors as well as a pre-show Saturday breakfast with this year's special guest artist, Erica Jackman of Kitchen Table Quilting. We also have demonstrations and talks during the show along with our Re-Stash Boutique which we say is like the best quilt shop you've ever seen with yard sale prices!

Quiltopia- Quilt Show at the Mill is much more than just another quilt show. Every dollar raised at the show goes to Helping Hands Resources of Salem to support those in need. Helping Hands Resources is located just south of downtown Salem. Last year over 4000 families visited nearly 19,000 times to receive essentials such as clothing, bedding, household items, books, and toys.

We would like to extend an invitation to your members to come to our show as well as enter their quilts this year. You can learn all about Quiltopia Oregon and how to register by visiting our website www.quiltopiaoregon.com. Feel free to contact me if you have questions or need more information. Thank you and happy stitching!

Nanci Keatley
Quiltopia Oregon Show Coordinator
quiltopiaoregon.com
November 3 & 4, 2023

Quiltopia Oregon Presents
Sew Happy Together
Quilt Show at the Mill

November 3 & 4, 2023
10am-4pm
Admission \$7.00
Willamette Heritage Center
Salem, Oregon

with Special Guest Artist:
Erica Jackman of
KITCHEN TABLE
QUILTING

Quilts for Show & Sale
Vendors-Shop Hop-Raffles
Quilt Challenge
Vintage Linens
Re-Stash Boutique

Our 2023 Quiltopia Oregon Sponsors

LORD & SCHRYVER
GOOD VIBES
KITCHEN TABLE
WHITLOCK'S
SEWING CENTER

A Fundraiser for Helping Hands Resources of Salem
www.quiltopiaoregon.com